

ASSEMBLY AND INSTRUCTION MANUAL

MODEL 1070 IWAN

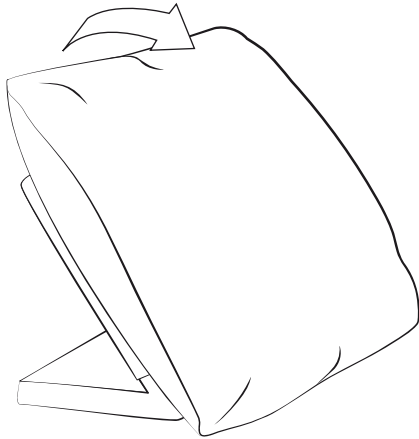
© 2016 KURT BEIER & KATI QUINGER



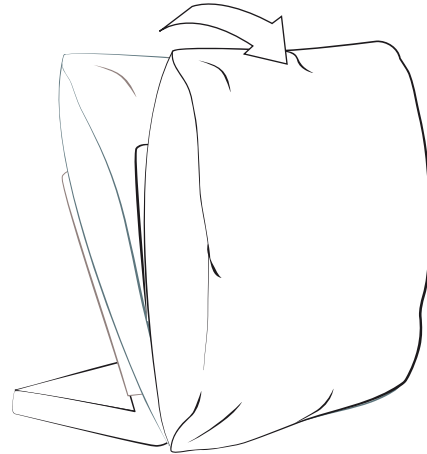
Use of back function, functional back, Moba:

Adjustment of back slant:

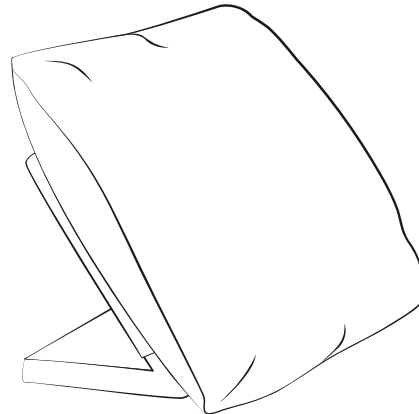
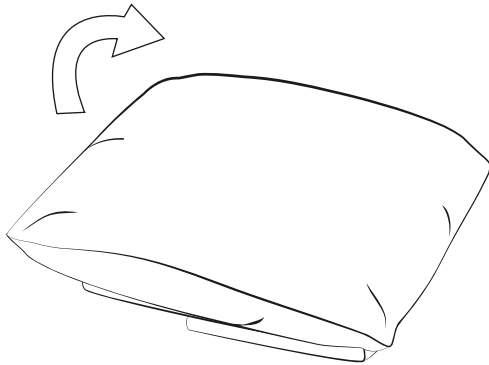
1. To adjust the desired position grip the back from the outside and pull it carefully towards yourself.



2. To obtain zero position pull the back carefully beyond the top position towards yourself and fold down into zero position (horizontal).



3. From zero position you can easily snap the back into desired position.



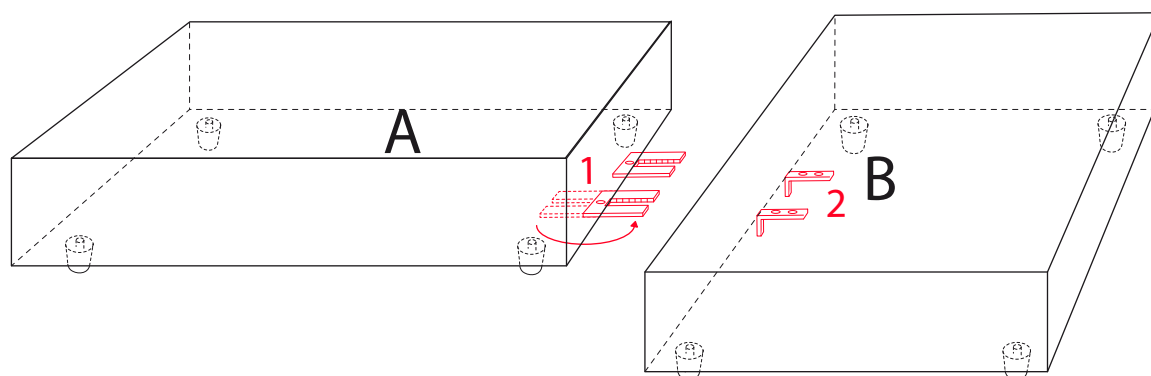
To adjust the upper back of model type 610, proceed the same way.



Element connectors

Attention!

Only at furnitures where connectors are pre-assembled (for an extra charge).



1. Turn connector ratchet 1 of element A to the outside.
2. Firmly push together part A and B, until metal guides 2 catch into guides 1.
3. In case of dismounting lift part B with the metal guides 2 and pull away.