

# PRODUCT INFORMATION MODEL OD1070 IWAN

© 2016 KURT BEIER & KATI QUINGER










**OD IWAN:** THE CREATIVE LOUNGE. A TOTALLY NEW OUTDOOR EXPERIENCE - ON YOUR OWN OR WITH COMPANY. WHETHER AS A SOLITAIRE OR AS A CORNER ENSEMBLE. THE CREATIVE SEATING AND LOUNGING ELEMENTS CAN BE COMBINED IN MANY DIFFERENT WAYS. THE FUNCTIONAL CUSHIONS IN DIFFERENT SIZES SET THE CREATIVE STYLE OF THE MODEL. LARGE SELECTION OF OUTDOOR FABRICS. MATCHING WIND- AND RAINPROOF COVERS. ALSO AVAILABLE FOR INDOOR USE. UNIQUE PIECE PRODUCTION.

**Feet:** 7 cm plastic glides or 7 cm lockable castors (extra charge)  
**Attention!** Castors cannot be fitted to type 230P.  
**Floor distance:** approx. 6 cm



Processing options of main seam / decorative seam, Elements					
	Plain seam	Lap seam	KR* (zipper piping) extra charge	Overcast seam extra charge	Piping
					
Outdoor fabric	x				
Outdoor leather	x				
*Zipper piping: optionally in the colours black, red, nature or light grey.					

## Outdoor innercover

Additional protection against moisture penetration is provided by an inner cover made of waterproof fabric. The inner cover can be selected for the respective model at an extra charge.

Please specify when ordering.

## Option: removable cover, fabric:

All types (except type 230P) are also available with a removable cover. Please specify this when placing your order.

Note: Removable seat elements are already equipped with an outdoor inner cover

Element connectors CANNOT be installed on seating elements with removable covers!

## Variants, feet/castors:



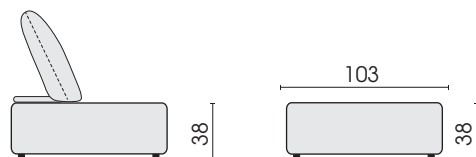
Plastic glides  
7 cm



Lockable castors  
(extra charge)  
7 cm

*Model OD1070 Iwan is also available as indoor product!*  
*For further informations refer to product information 1070 Iwan.*

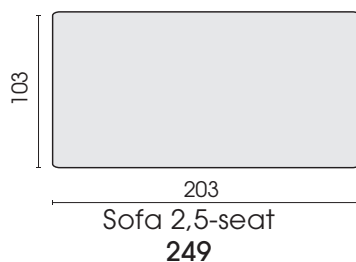
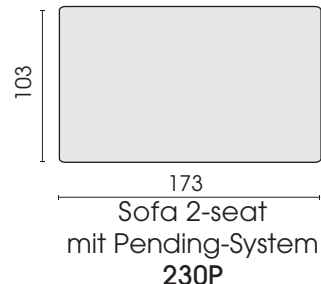
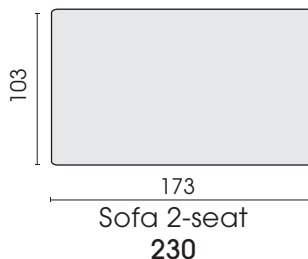
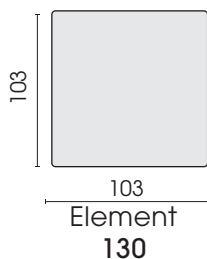
103  
approx. 45



**Note! For an extra charge it is possible to mount element connectors!**

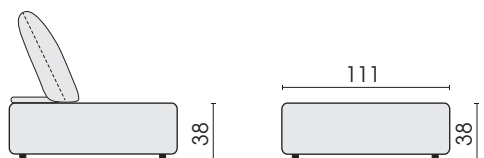
Side view (with back: type 611)

### Seat elements:



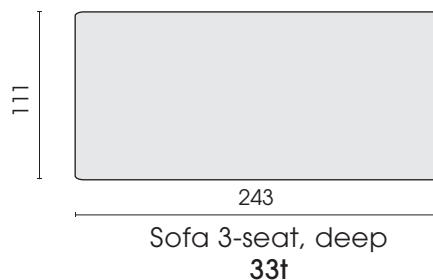
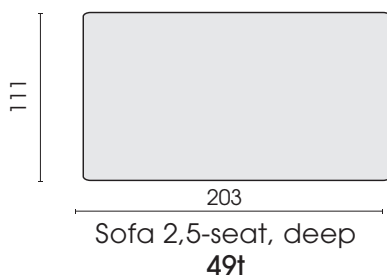
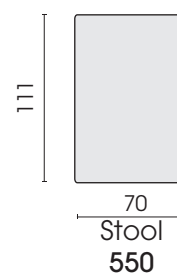
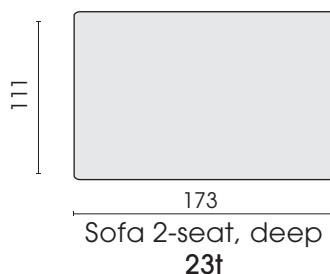
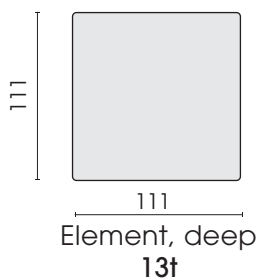
*Attention!  
With sofa type 230P NO  
element connectors or castors can be fitted!*

111  
approx. 45



Side view, seat element, deep (with back, type 611)

### Seat element, deep:

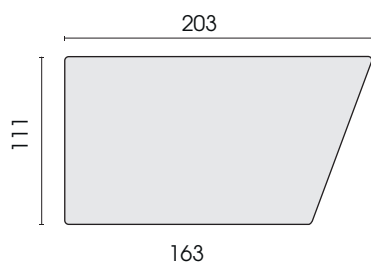


Each piece of furniture is handmade and unique. Deviations to the listed measurements may be caused by:

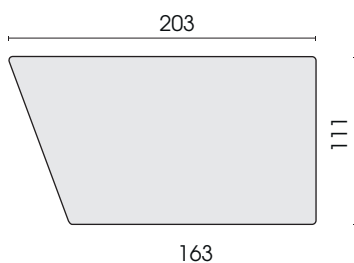
1. different upholstery materials (fabric, leather), 2. processing of ticking mats, 3. the pressure to combine individual parts, etc.
- The seat comfort of a sofa type with larger seat depth usually differs from one with lower depth.

----- Dividing seam    ▷ = Connector side

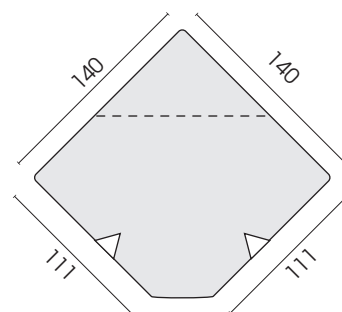
Elements:



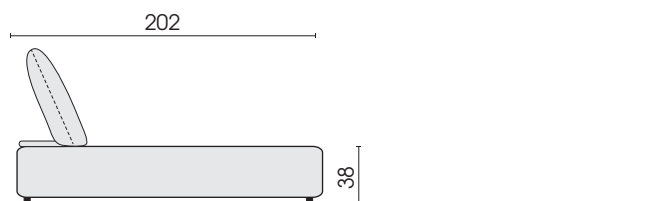
Segment 2-seat  
left  
**216t**



Segment 2-seat  
right  
**215t**

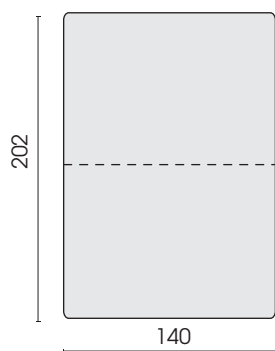


Corner element, deep  
**70t**

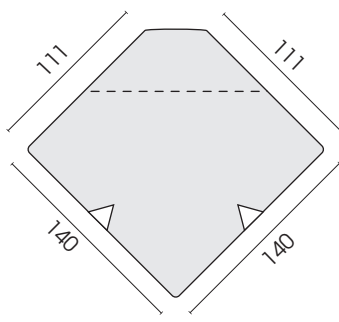


Side view (with back type 614)

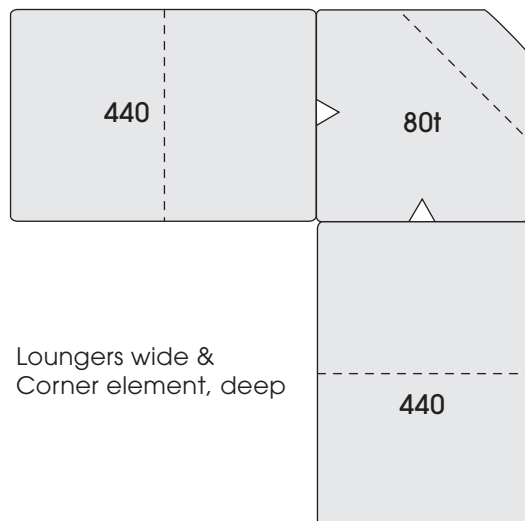
Lounger & corner element:



Lounger, wide  
**440**

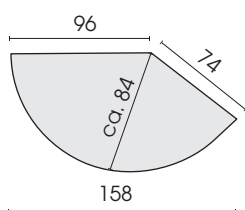


Corner element, deep  
**80t**

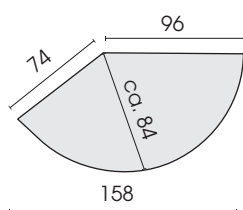


Loungers wide &  
Corner element, deep

Stools:

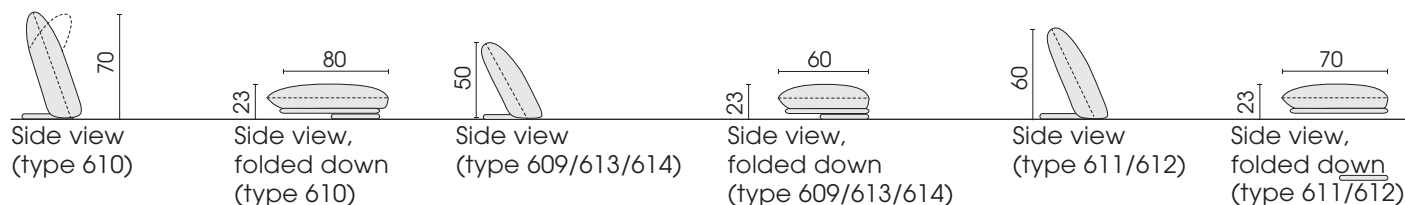


Stool, semi-circular, left  
**530L**

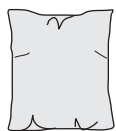


Stool, semi-circular, right  
**530R**

Each piece of furniture is handmade and unique. Deviations to the listed measurements may be caused by:  
1. different upholstery materials (fabric, leather), 2. processing of ticking mats, 3. the pressure to combine individual parts, etc.  
The seat comfort of a sofa type with larger seat depth usually differs from one with lower depth.



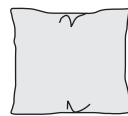
Functional backs:



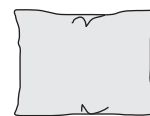
Moba S  
double functional back  
(tapered cushion)  
70 x 80  
**610**



Moba NB  
Functional back  
(tapered cushion)  
80 x 60  
**609**



Moba B  
Functional back  
(tapered cushion)  
80 x 70  
**611**



Moba XB  
Functional back  
(tapered cushion)  
95 x 70  
**612**



Moba XN  
Functional back  
(tapered cushion)  
95 x 60  
**613**



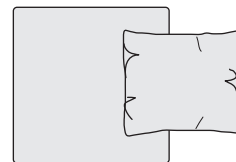
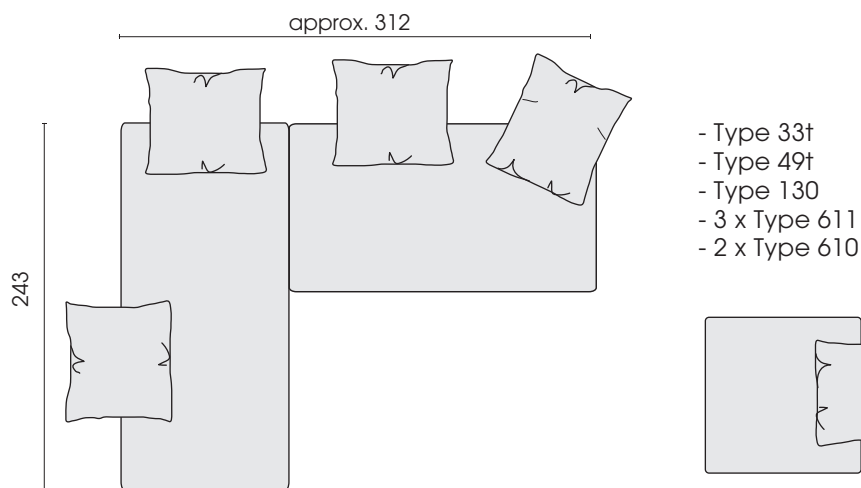
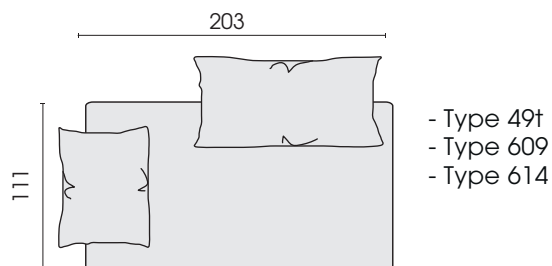
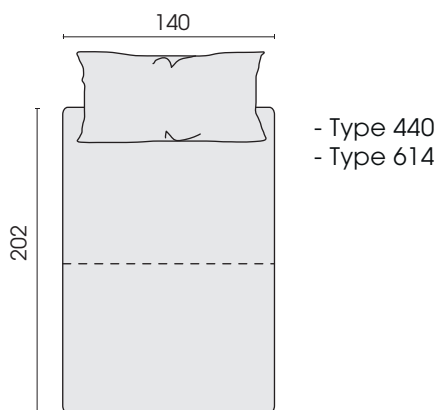
Moba XLN  
Functional back  
(tapered cushion)  
125 x 60  
**614**

**Protective cover** (waterproof):

Protective cover for type 13t: SH13t  
Protective cover for type 23t: SH23t  
Protective cover for type 33t: SH33t  
Protective cover for type 49t: SH49t  
Protective cover for type 130: SH130  
Protective cover for type 230/230P: SH230  
Protective cover for type 249: SH249  
Protective cover for type 440: SH440

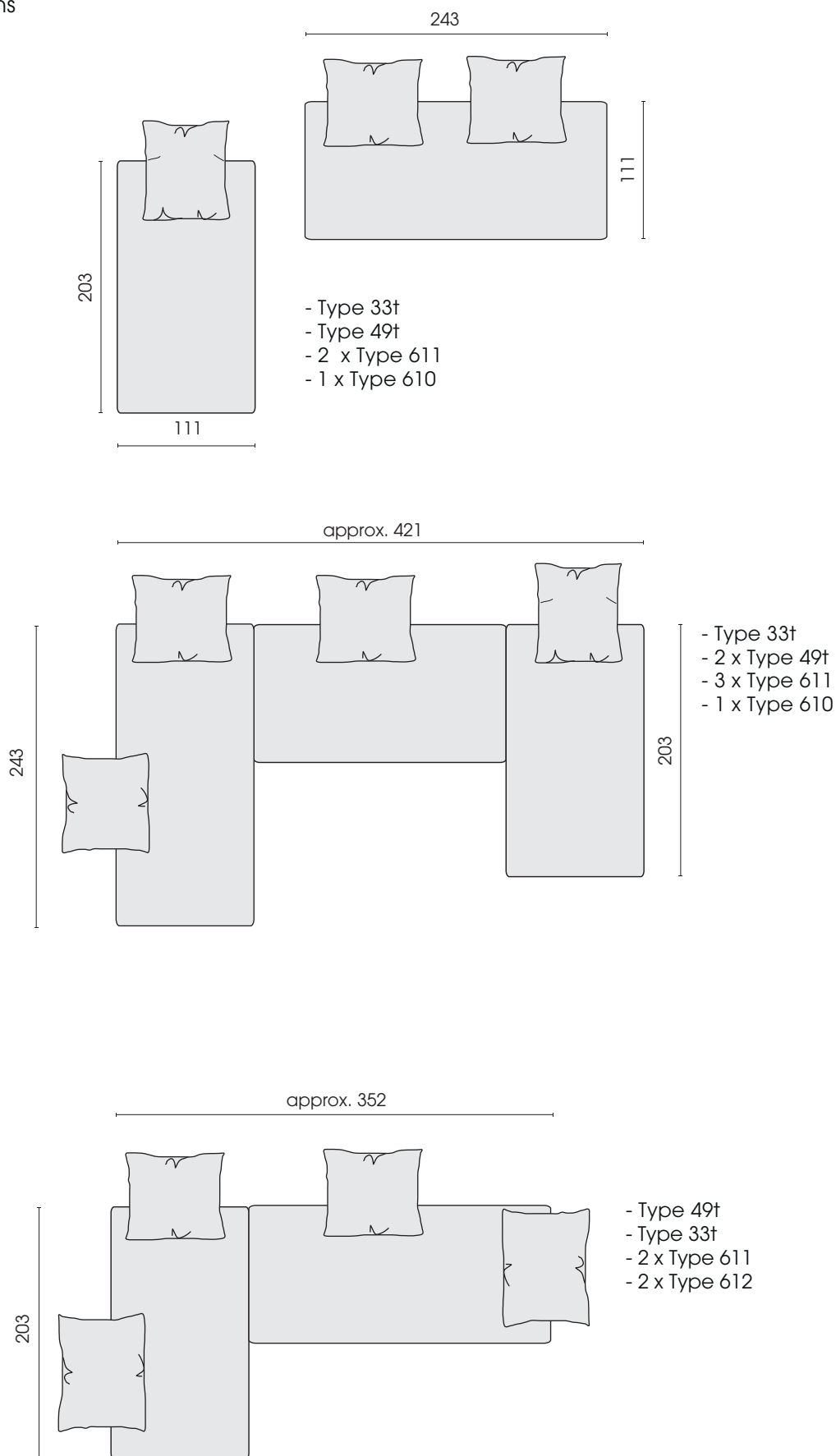
Protective cover for type 550: SH550  
Protective cover for type 530L: SH530L  
Protective cover for type 530R: SH530R  
Protective cover for type 215t: SH215t  
Protective cover for type 216t: SH216t  
Protective cover for type 70t: SH70t  
Protective cover for type 80t: SH80t

## Combinations



Each piece of furniture is handmade and unique. Deviations to the listed measurements may be caused by:  
 1. different upholstery materials (fabric, leather), 2. processing of ticking mats, 3. the pressure to combine individual parts, etc.  
 The seat comfort of a sofa type with larger seat depth usually differs from one with lower depth.

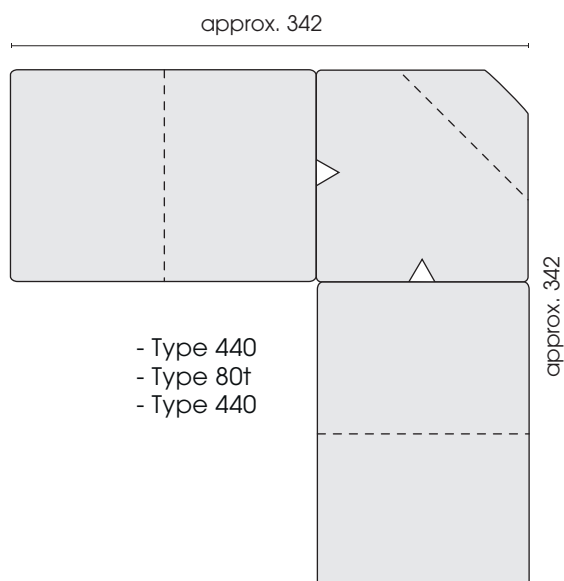
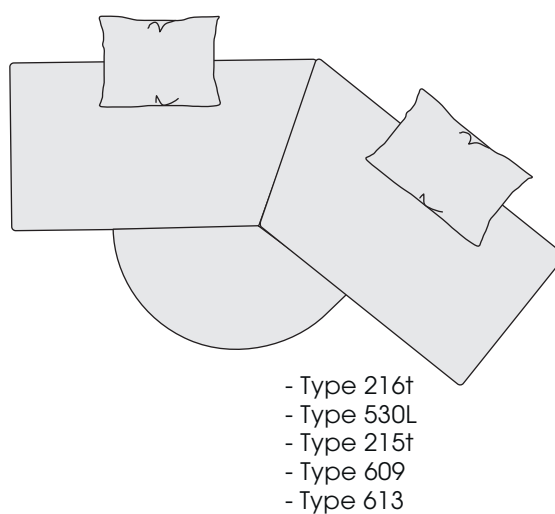
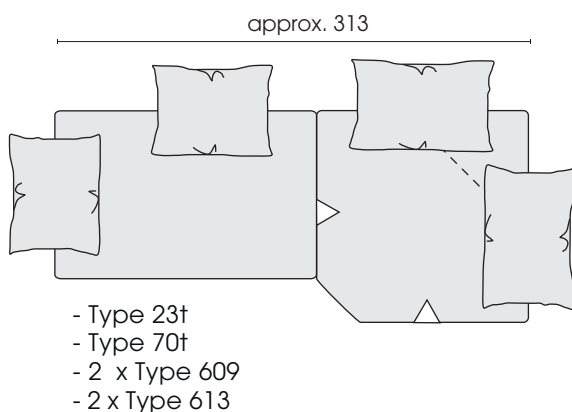
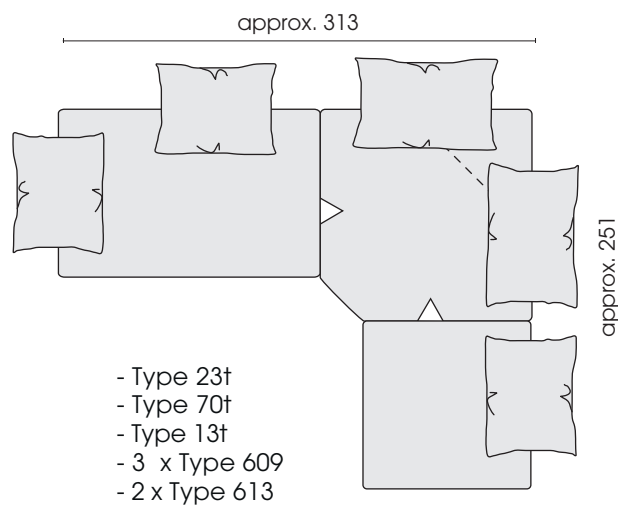
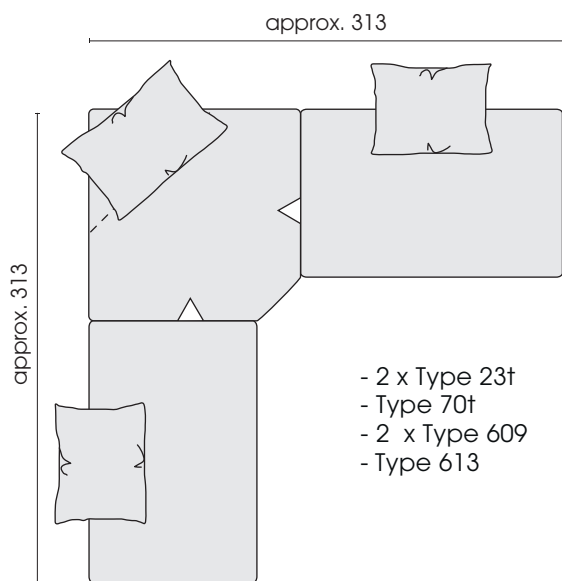
## Combinations



Each piece of furniture is handmade and unique. Deviations to the listed measurements may be caused by:  
 1. different upholstery materials (fabric, leather), 2. processing of ticking mats, 3. the pressure to combine individual parts, etc.  
 The seat comfort of a sofa type with larger seat depth usually differs from one with lower depth.



## Combinations



Each piece of furniture is handmade and unique. Deviations to the listed measurements may be caused by:  
 1. different upholstery materials (fabric, leather), 2. processing of ticking mats, 3. the pressure to combine individual parts, etc.  
 The seat comfort of a sofa type with larger seat depth usually differs from one with lower depth.