

# ARCHITECTURAL COLLECTION

## INDICE/ INDEX

ARCHETTO COLLECTIONS	2/99
ARCHETTO SPACE®	4/31
ARCHETTO FREEDOM®	32/53
ARCHETTO TWIST	54/63
ARCHETTO CUSTOM	64/75
ARCHETTO FLEX	76/81
ARCHETTO SHAPED	82/99

---

FIL ROUGE COLLECTIONS	100/143
FIL ROUGE SYSTEM®	100/137
FIL ROUGE UNIQUE	138/143

---

CONTATTO SYSTEM	144/156
-----------------	---------

---

# ARCHETTO COLLECTIONS


design Gianfranco Marabese 2012/2021

Le Collezioni Archetto sono soluzioni tipologiche prodotte a partire dal 2012 per colloquiare con le molteplici esigenze e le diverse espressioni architettoniche. Tutte raccontano un linguaggio luminoso originale, a partire da una 'matita luminosa' di grande leggerezza e di straordinaria versatilità.

Grazie all'utilizzo di componenti eccezionali come il silicone e il grafene, ad un disegno esclusivo e ad una tecnologia costruttiva brevettata, le Collezioni Archetto offrono linee di luce morbide, elastiche, duttili: raggi di luce che attraversano lo spazio, che escono quasi per magia dal suolo, sono semplicemente appesi o appoggiati a minimali strutture. La tecnologia, sperimentata, ha consentito di ampliare, nel corso degli anni le proposte.

Ognuna di esse mostra caratteristiche singolari: ma insieme diventano una serie articolata e integrabile di proposte innovative di luce architeturale, perfette anche per le più semplici soluzioni progettuali.

The Archetto Collections are typological solutions produced since 2012 to converse with multiple needs and diverse architectural expressions. They all narrate an original luminous language, starting with a 'light pencil' of great lightness and extraordinary versatility. Thanks to the use of exceptional components such as silicone and graphene, exclusive design and patented construction technology, Archetto Collections offer soft, elastic, ductile lines of light: rays of light that traverse space, emerge almost as if by magic from the ground or are simply hung or leaned on minimal structures. Technology, experimented with, has allowed the proposals to be expanded over the years. Each of them shows singular characteristics: but together they become an articulated and integrable series of innovative architectural light proposals, perfect for even the simplest design solutions.



## LA RICERCA DELLA MATERIA / THE RESEARCH OF THE MATTE

Per la realizzazione delle Collezioni Archetto, la ricerca, iniziata nel 2010, si è rivolta a materiali che potessero essere plasmabili, duttili e nello stesso tempo assolvere alla funzione di dissipare il calore emesso dai LED. La scelta si è presto orientata verso un elastomero altamente performante, il silicone: un materiale elastico e resistente a temperature che vanno da -50° a +200°, capace di mantenere inalterate le proprie caratteristiche fisiche. Per la dissipazione del calore, il silicone è stato addizionato con il 'grafene': una nano tecnologia innovativa, che troverà ampio utilizzo in futuro. Silicone e grafene rappresentano, con Archetto, un unicum tecnologico: a conferma della volontà di Antonangeli di abbinare la ricerca formale a soluzioni originali, uniche, tecnicamente ineccepibili, che siano anche compatibili alla durata: in particolar modo nelle tipologie outdoor, esposte ai fenomeni atmosferici.

For the realization of the Archetto Collections, the research, started in 2010, turned to materials that could be malleable, ductile and at the same time perform the function of dissipating the heat emitted by the LEDs. The choice soon turned to a high-performance elastomer, silicone: an elastic material that is resistant to temperatures ranging from -50 ° to +200 °, capable of maintaining its physical characteristics unchanged. For the dissipation of heat, the silicone has been added with the 'graphene': an innovative nano technology, which will be widely used in the future.

Silicone and graphene represent, with Archetto, a unique technological aspect: confirming Antonangeli's desire to combine formal research with original, unique, technically unexceptionable solutions, which we are also compatible with durability: especially in outdoor typologies, exposed to atmospheric phenomena.

*"Non ho certezza di quanto abbiano influito alla nascita di Archetto, le installazioni luminose di Lucio Fontana, l'attrazione per le opere di Dan Flavin e per la corrente minimalista. Certamente visitare le stanze della luce a Villa Panza (Varese, Italia), ha segnato lo sviluppo e la progettazione di questa idea di luce, che raccoglie tuttavia tracce d'ispirazione in oriente... La tecnologia, brevettata, ha consentito di realizzare elementi luminosi sintetici, declinabili in molteplici soluzioni, sviluppate nel corso di quasi 10 anni: per offrire ai progettisti ma anche ai singoli fruitori, libere e personali interpretazioni applicative."*

*"I have no certainty of what has influenced the creation of Archetto, the luminous installations of Lucio Fontana, the attraction for the works of Dan Flavin and the 'minimalist current'. Certainly visit the rooms of light at Villa Panza (Varese, Italy), has marked the development and design of this idea of light, that however collects traces of inspiration in the Far East... The patented technology has enabled a synthetic light element declinable in many solutions, developed over the latest ten years: to offer designers, but also to individual users, free personal interpretations and applications."*

# ARCHETTO SPACE®

design Gianfranco Marabese 2018/2019  
INDOOR & OUTDOOR COLLECTION



Archetto Space, brevetto Antonangeli, è un sistema che sviluppa l'utilizzo dei materiali e della tecnologia adottati con le precedenti collezioni Archetto, a partire dal 2012. Segmenti luminosi in silicone, lunghi da 1 a 5 metri, applicati su tensostrutture, scorrono per posizionarsi in qualsiasi punto, lungo i fili d'acciaio. Ne risultano effetti di luce 'galleggianti': a luce diretta, indiretta o a 360°.

Poter tendere strutture leggerissime nello spazio, applicare ad esse segmenti luminosi altamente performanti, spostarli cambiando la distribuzione della luce in funzione delle esigenze e i layout di utilizzo, significa aprire nuovi, ampi scenari e opportunità applicative infinite per progettisti e utilizzatori.

Il sistema offre la possibilità di applicare sulla tensostruttura uno spot, per creare accenti di luce dedicati e puntuali.

Archetto Space, an Antonangeli patent, is a system that develops the use of materials and technology adopted with the previous Archetto collections, starting in 2012. Luminous segments in silicone, from 1 to 5 meters long, applied on inox-steel tensile structures, and freely run upon them. The result is "floating" light effects: direct, indirect or 360° light.

Being able to stretch very light structures in space, applying high-performance light segments to them, moving them by changing light distribution according to needs and layouts, means opening new, wide-ranging scenarios and endless application opportunities for designers and users.

The system offers the possibility to apply a spot on the tensile structure to create dedicated and punctual light accents.






# ELEMENTI LUMINOSI

## LIGHTING ELEMENTS

Materiali: struttura in silicone e grafene, tensostruttura in acciaio.  
Sorgente luminosa: 24V 12W per metro  
Archetto Space è un modello brevettato

Materials: silicone and graphene structure, steel's tensile structure.  
Light source: 24V 12W per meter  
Archetto Space is a patented model

### STRUTTURA SEGMENTI LUMINOSI/ LIGHT'S SEGMENTS STRUCTURE



Moduli strip LED/ Strip LED Modules



IP65

Misure espresse in cm/Measurements in cm

Sistema di controllo: controllo radio per applicazioni da terra; controllo DALI per applicazioni a parete o soffitto  
Control system: radio control floor lamp; DALI control wall/ceiling lamp

Moduli con 1 strip LED/1 strip LED modules **A+**

1 metro/1 meter

2700°K	Cod. ARCL01M2	24V	12W	1110 lm
3000°K	Cod. ARCL01M3	24V	12W	1110 lm
4000°K	Cod. ARCL01M4	24V	12W	1110 lm

2 metri/2 meters

2700°K	Cod. ARCL02M2	24V	24W	2220 lm
3000°K	Cod. ARCL02M3	24V	24W	2220 lm
4000°K	Cod. ARCL02M4	24V	24W	2220 lm

3 metri/3 meters

2700°K	Cod. ARCL03M2	24V	36W	3330 lm
3000°K	Cod. ARCL03M3	24V	36W	3330 lm
4000°K	Cod. ARCL03M4	24V	36W	3330 lm

4 metri/4 meters

2700°K	Cod. ARCL04M2	24V	48W	4440 lm
3000°K	Cod. ARCL04M3	24V	48W	4440 lm
4000°K	Cod. ARCL04M4	24V	48W	4440 lm

5 metri/5 meters

2700°K	Cod. ARCL05M2	24V	60W	5550 lm
3000°K	Cod. ARCL05M3	24V	60W	5550 lm
4000°K	Cod. ARCL05M4	24V	60W	5550 lm

Moduli con 2 strip LED/2 strip LED modules **A+**

1 metro/1 meter

2700°K	Cod. ARCL01B2	24V	24W	2220 lm
3000°K	Cod. ARCL01B3	24V	24W	2220 lm
4000°K	Cod. ARCL01B4	24V	24W	2220 lm

2 metri/2 meters

2700°K	Cod. ARCL02B2	24V	48W	4440 lm
3000°K	Cod. ARCL02B3	24V	48W	4440 lm
4000°K	Cod. ARCL02B4	24V	48W	4440 lm

3 metri/3 meters

2700°K	Cod. ARCL03B2	24V	72W	6660 lm
3000°K	Cod. ARCL03B3	24V	72W	6660 lm
4000°K	Cod. ARCL03B4	24V	72W	6660 lm

4 metri/4 meters

2700°K	Cod. ARCL04B2	24V	96W	8880 lm
3000°K	Cod. ARCL04B3	24V	96W	8880 lm
4000°K	Cod. ARCL04B4	24V	96W	8880 lm

5 metri/5 meters

2700°K	Cod. ARCL05B2	24V	120W	11100 lm
3000°K	Cod. ARCL05B3	24V	120W	11100 lm
4000°K	Cod. ARCL05B4	24V	120W	11100 lm

Spot

Testa telescopica. Metallo verniciato o nickel  
Telescopic head. Painted metal or nickel

10	Bianco/White	ARCSPSP01BI	3000K
3,5	Nero/Black	ARCSPSP01NE	3000K
	Nickel/ Nickel	ARCSPSP01NK	3000K
			3,8W 326 lm

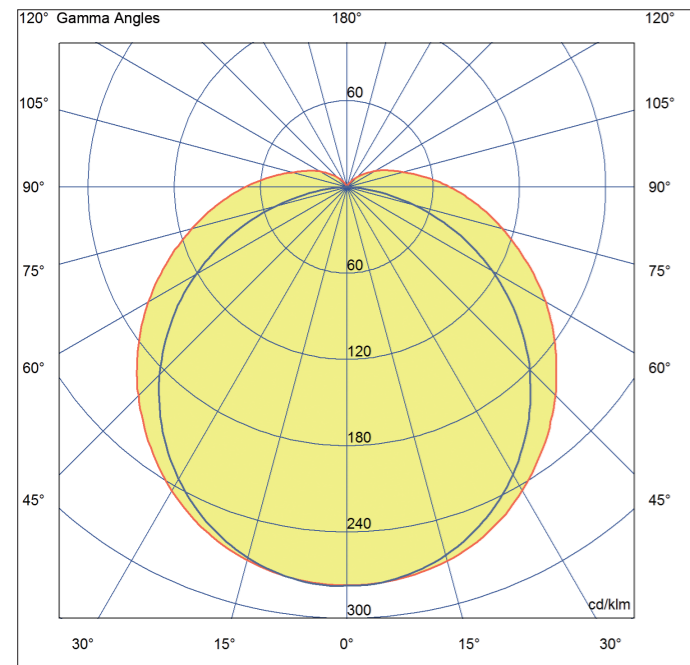
Darklight

5,5	11	Bianco/White	ARCSPSPB013K	6W	452 lm	3000K
5,5	22	Bianco/White	ARCSPSPB023K	12W	1065 lm	3000K

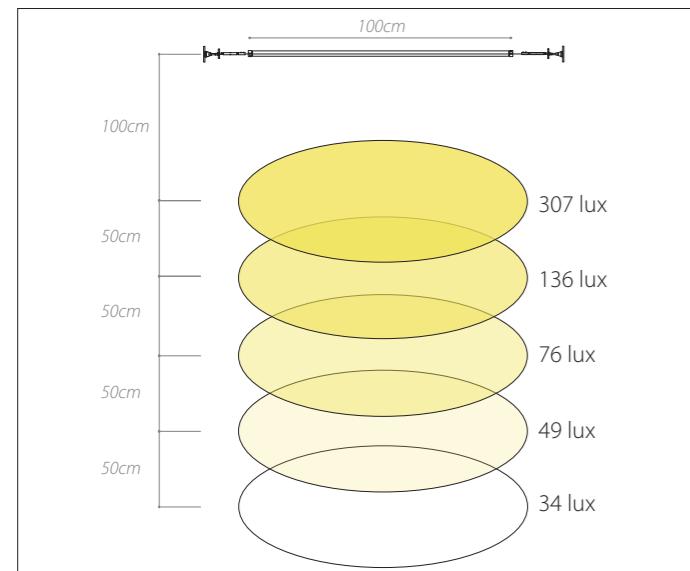
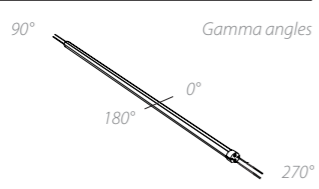
Sulla tensostruttura, oltre ai segmenti luminosi Space si possono applicare Spot e Darklight  
On the tensile structure, in addition to the luminous Space segments, Spot and Darklight bars can also be applied.

# CURVE FOTOMETRICHE PHOTOMETRIC CURVES

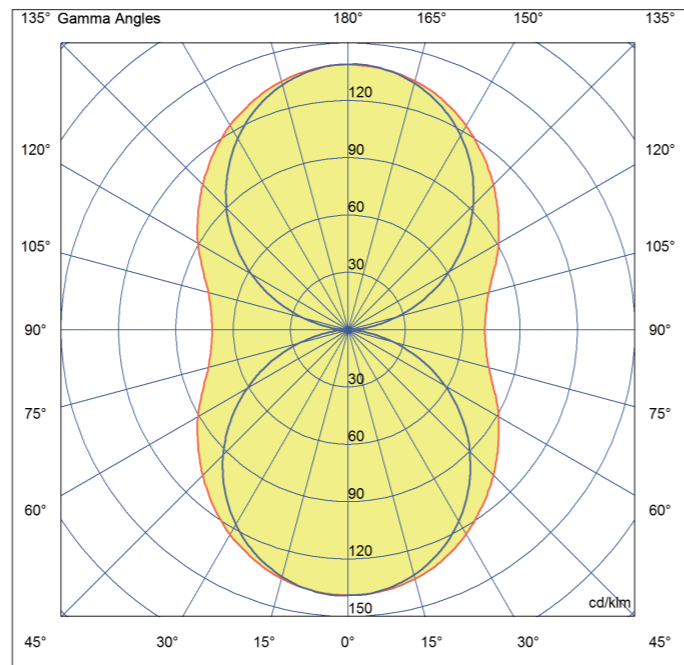
Archetto Space/1 strip LED



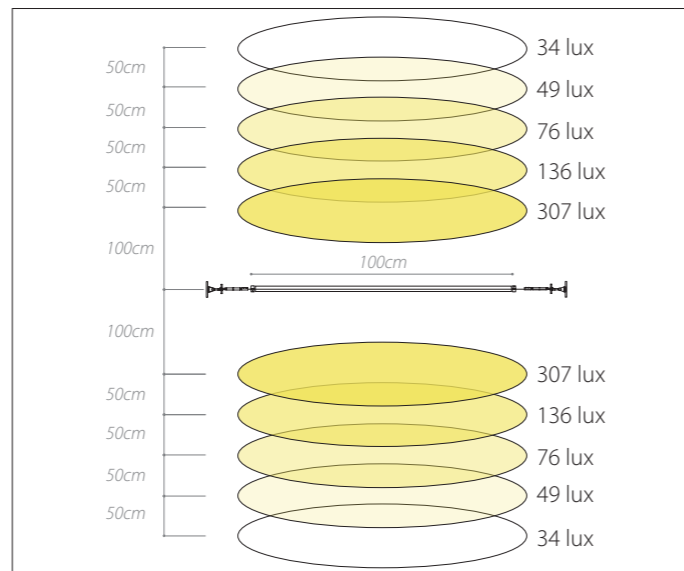
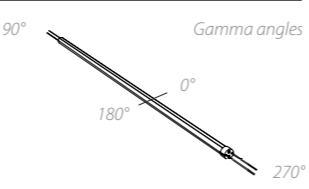
C semiplanes: 180° 0°/270° 90°  
 Sample dimension: 100 cm x 2,2 cm  
 Flow: 1108,77 lm  
 Maximum: 277,82 Cd/Klm  
 Position: C=330,00 G=3,00  
 Performance: 100,00%  
 Asymmetrical  
 CRI 93+



Archetto Space/2 strip LED



C semiplanes: 180° 0°/270° 90°  
 Sample dimension: 100 cm x 2,2 cm  
 Flow: 2217,56 lm  
 Maximum: 139,23 Cd/Klm  
 Position: C=30,00 G=177,00  
 Performance: 100,00%  
 Asymmetrical  
 CRI 93+



Esempio con 1 strip LED, luce indiretta/1 strip LED, indirect lighting lamp




Esempio con 2 strip LED, luce diretta/indiretta/ 2 strips LED, direct/indirect lighting lamp



Esempio con 1 strip LED, luce diretta/ 1 strip LED, direct lighting lamp

# COMPONENTI TENSOSTRUTTURE

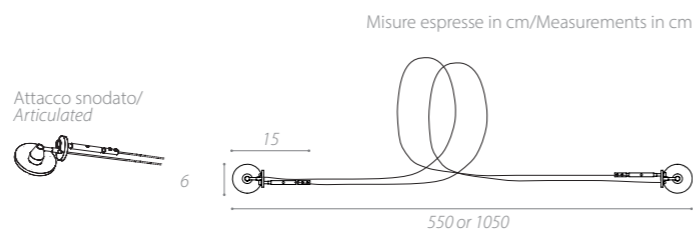
## TENSILE STRUCTURE COMPONENTS



Lo speciale cavo in acciaio rivestito in rame consente la realizzazione di tensostrutture custom fino a 25m senza caduta di tensione/  
The special steel cable coated with copper allows the construction of custom tensile structures up to 25m without any loss of tension.

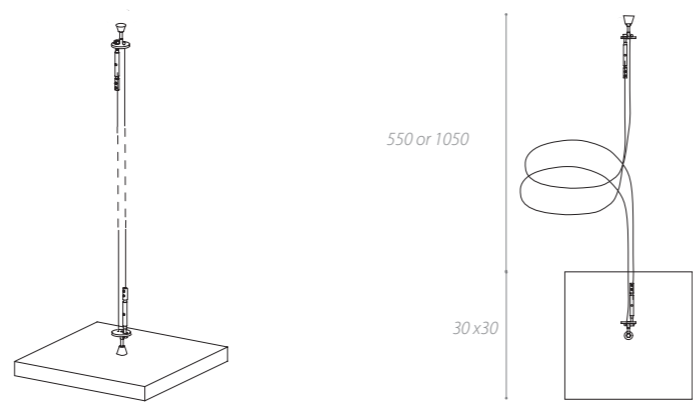
Kit tiranti in acciaio inox per applicazioni muro/soffitto  
Wall/Ceiling applications stainless steel tie kit

Cod. ARCSPT01 L. 550  
Cod. ARCSPT02 L. 1050



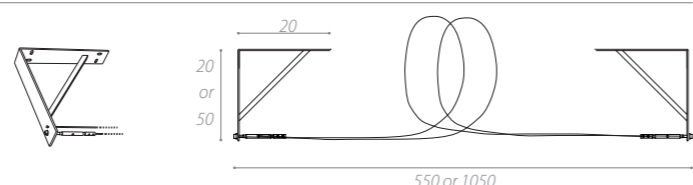
Kit con base in pietra Serena per applicazioni verticali  
Floor/Ceiling vertical applications kit with 'Serena' stone base

Cod. ARCSPF01 L. 550  
Cod. ARCSPF02 L. 1050




Kit con staffe per applicazioni muro/soffitto in metallo cromato  
Wall/ceiling applications tie kit with chromed metal brackets

Cod. ARCSPW01A L. 20 cable L. 550  
Cod. ARCSPW01B L. 20 cable L. 1050  
Cod. ARCSPW02A L. 50 cable L. 550  
Cod. ARCSPW02B L. 50 cable L. 1050




Reggicavo a soffitto/  
Ceiling cables holder




Cod. ARCSPK01A

Reggicavo a Parete/  
Wall cables holder



Cod. ARCSPK01D

Reggi cavi distanziato in metallo cromato  
Chromed metal ceiling cables long holder



Cod. ARCSPK01B L. 20 cm  
Cod. ARCSPK01C L. 80 cm

Deviatore orizzontale a parete/  
Horizontal line diverter on the wall



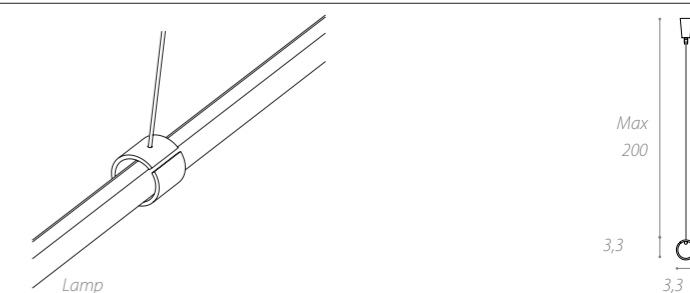
Cod. ARCSPK01E

Deviatore orizzontale a soffitto/  
Horizontal line diverter on the ceiling




Cod. ARCSPK01F

Cavo sostegno di linea in acciaio  
Steel sustaining line holder cable  
Per composizioni orizzontali molto lunghe si consiglia l'utilizzo all'occorrenza di questo cavo con sostegno in plexyglass trasparente, per correggere eventuali flessioni.  
For very long horizontal composition we suggest to use this lamp holder in transparent plexyglass to keep the lamp straight.



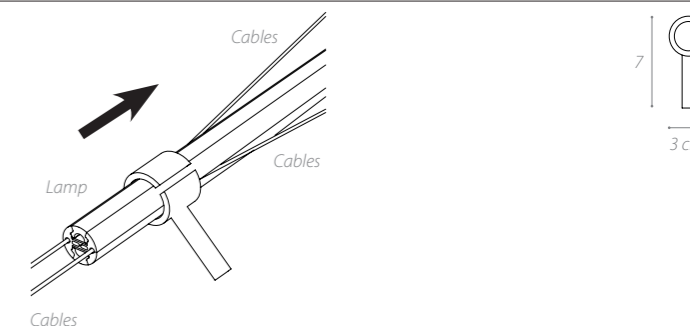
Cod. ARCSPK02

Piastra per alimentazione remota in metallo cromato  
Remote power chromed metal plate



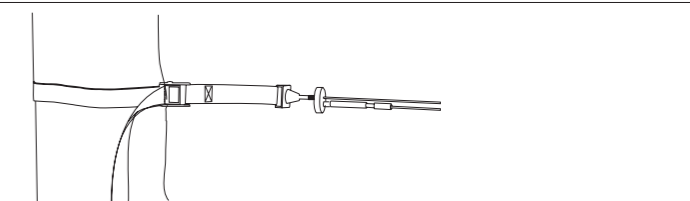
Cod. ARCSPK03

Facilitatore montaggio segmenti luminosi  
Easy mounting light segment tool  
Il facilitatore è stato sviluppato per agevolare il montaggio e rendere l'installazione facile e veloce  
To ease the lamp mounting, we developed this tool that makes the installation faster and more comfortable.



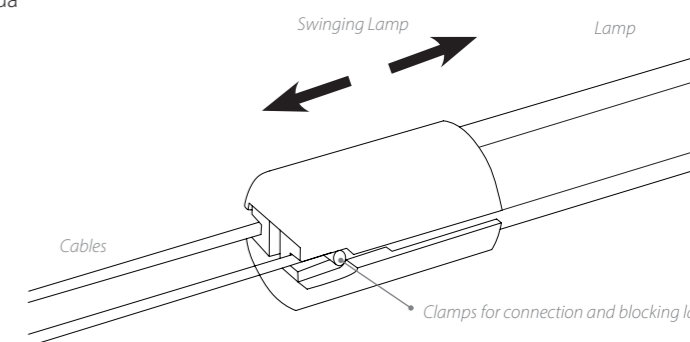
Cod. ARCSPK04

Cintura per alberi/  
Trees belt  
Cinta in tessuto sintetico, fibbia ed ancoraggio in metallo  
Fabric belt, metal buckle and anchor



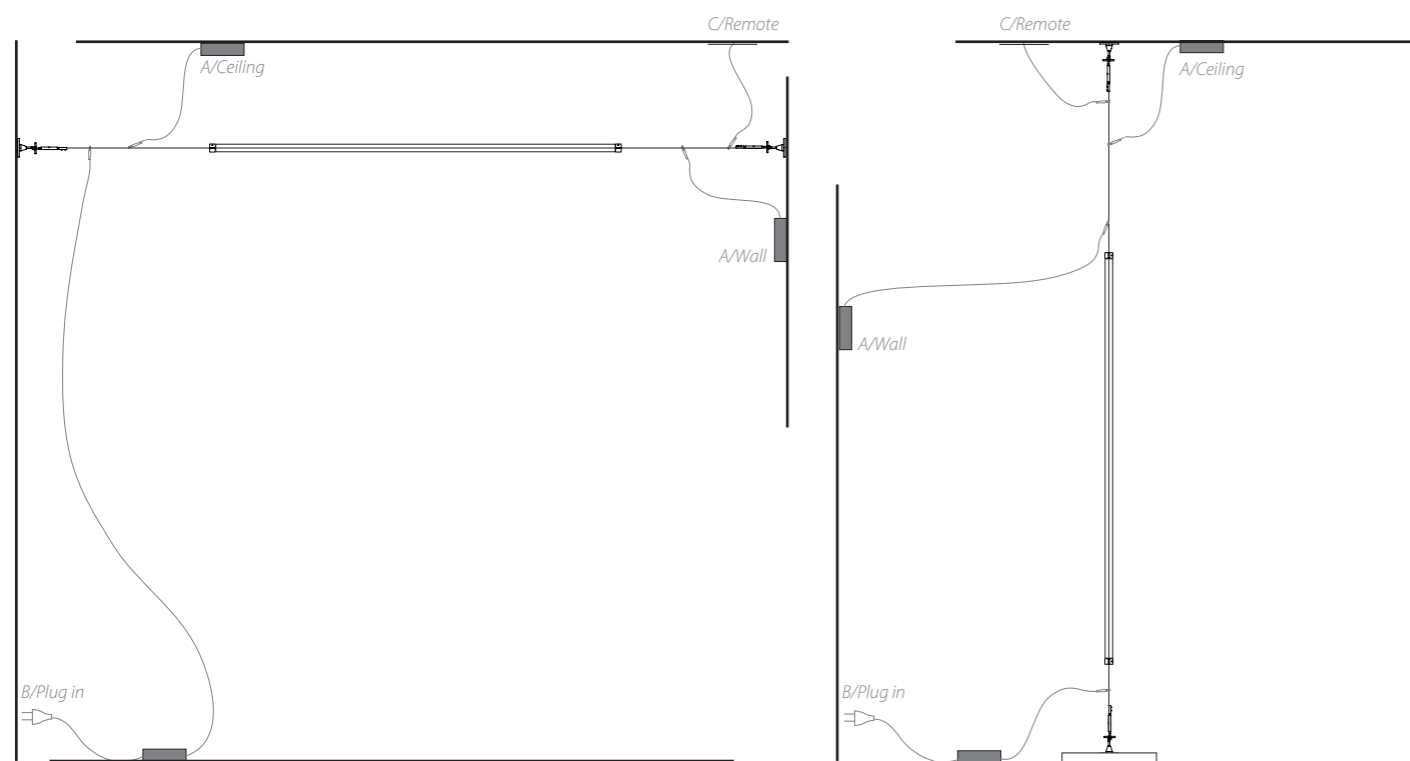
Cod. ARCSPK07

Terminale segmento luminoso/  
Light segment terminal  
Terminale in plastica con morsetti per connessione e bloccaggio lampada  
Plastic terminal with clamps for connecting and locking the lamp



# ALIMENTAZIONE DELLE TENSOSTRUTTURE

## TENSILE STRUCTURE'S POWER SUPPLY






Misure espresse in cm/Measurements in cm



Alimentatori per soffitto-parete con scatola metallica bianco opaco/  
Ceiling-wall power supplies with metallic matt white case

-  Dim. 38x8x6 75W 24V ON/OFF ARCSPDW01
-  Dim. 38x8x6 150W 24V ON/OFF ARCSPDW02
-  Dim. 38x8x6 240W 24V ON/OFF ARCSPDW03






Alimentatori remoti con piastra/Remote power supplies with plate

-  Dim. 14x6,5x3,5 75W 24V ON/OFF ARCSPDR01
-  Dim. 22x7x3,5 150W 24V ON/OFF ARCSPDR02
-  Dim. 25x7x4 240W 24V ON/OFF ARCSPDR03





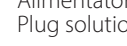
Alimentatori per soffitto-parete con scatola metallica bianco opaco/  
Ceiling-wall power supplies with metallic matt white case

-  Dim. 38x8x6 75W 24V Dimm.  ARCSPDW01D
-  Dim. 38x8x6 150W 24V Dimm.  ARCSPDW02D
-  Dim. 38x8x6 240W 24V Dimm.  ARCSPDW03D






Alimentatori remoti con piastra/Remote power supplies with plate

-  Dim. 14x6,5x3,5 75W 24V Dimm.  ARCSPDR01D
-  Dim. 22x7x3,5 150W 24V Dimm.  ARCSPDR02D
-  Dim. 25x7x4 240W 24V Dimm.  ARCSPDR03D




Alimentatori per soffitto-parete con scatola metallica bianco opaco/  
Ceiling-wall power supplies with metallic matt white case

-  Dim. 38x8x6 75W 24V 1-10 ARCSPDW01P
-  Dim. 38x8x6 150W 24V 1-10 ARCSPDW02P
-  Dim. 38x8x6 240W 24V 1-10 ARCSPDW03P
-  Dim. 36x15x6 320W 24V 1-10 ARCSPDW04P
-  Dim. 36x15x6 480W 24V 1-10 ARCSPDW05P


Alimentatori remoti con piastra/Remote power supplies with plate

-  Dim. 14x6,5x3,5 75W 24V 1-10 ARCSPDR01P
-  Dim. 22x7x3,5 150W 24V 1-10 ARCSPDR02P
-  Dim. 25x7x4 240W 24V 1-10 ARCSPDR03P
-  Dim. 25,5x9x4,5 320W 24V 1-10 ARCSPDR04P
-  Dim. 26,5x12,5x4,5 480W 24V 1-10 ARCSPDR05P

Alimentatori per soluzioni con spina bianco opaco/  
Plug solutions power supplies with matt white case


-  Dim. 31x8x6 75W 24V ARCSPDF01
-  Dim. 31x15x6 150W 24V ARCSPDF02
-  Dim. 31x15x6 240W 24V ARCSPDF03

Centralina per dimmerazione Push/Control unit for dimming Push


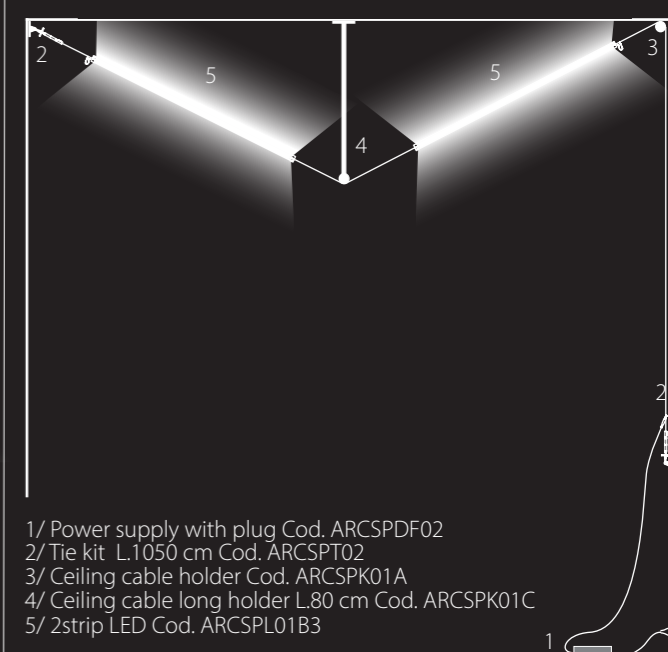
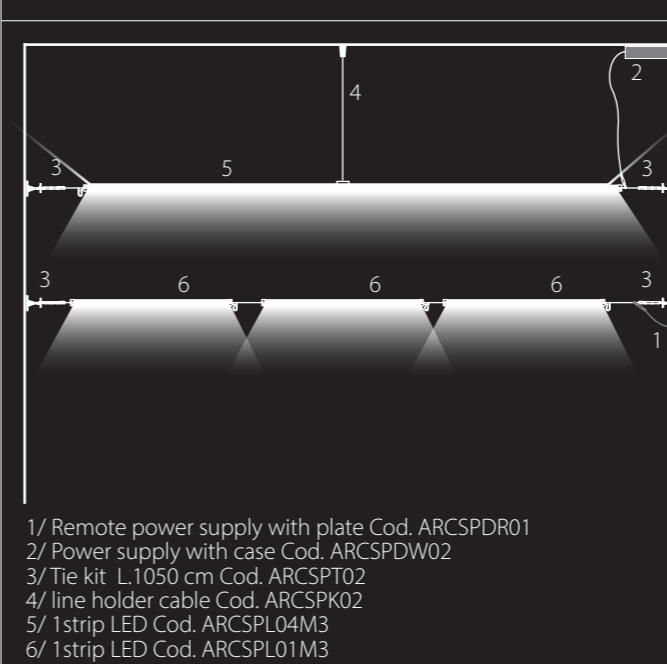


-  Dim. 4,4x5,7x1,9 max240W 24V ARCSPDIMPUSH
- Da abbinare ad ogni alimentatori ON/OFF con scatola o remoti. La centralina verrà integrata nello stesso contenitore degli alimentatori con scatola.
- Combined with any ON / OFF power supplies with box or remote.
- The control unit will be integrated in the same container as the power supplies with box.

Dimmer radio incluso/Dimmer radio included

\*Controller bluetooth a richiesta/ Bluetooth's controller on demand

-  Dim. 7,5x3x6,5 60W 24V ON/OFF ARCSPDF04

I segmenti luminosi possono scorrere lungo i cavi d'acciaio/ Light's segments can slide on the cables







Backstage shooting, January, 2018






Soluzione a soffitto con staffe distanziali, alimentazione remota/Ceiling solution with spacers. Remote power.



Grubenstrasse 54, Zurich; Switzerland, project by Foster&amp;



*"La leggerezza per me si associa con la precisione e la determinazione, non con la vaghezza e l'abbandono al caso. Paul Valéry ha detto: Il faut être léger comme l'oiseau, et non comme la plume."*

*"Lightness for me goes with precision and determination, not with the vagueness and the haphazard. Paul Valéry said: Il faut être léger comme l'oiseau et non comme la plume."*

*Italo Calvino, Lezioni americane, Sei proposte per il prossimo millennio/Six Memos for the Next Millennium.*



Atelier Sirio, Bergamo, Italy  
24 Archetto Space



Ancient Building, Milano, Italy, project by Filippini e Gerardi Associati



Private office, Amburg, Germany  
26 Archetto Space



Trattoria ai Piloti, Verona, Italy,  
Archetto Space 27



Private house, Tuscany, Italy  
Archetto Space



Palazzo Garzadori Restaurant, Vicenza, Italy  
Archetto Space 29




Archetto Space; particolare cintura/  
Archetto Space: hanging belt





# ARCHETTO FREEDOM®

design Gianfranco Marabese 2021  
INDOOR & OUTDOOR COLLECTION



*"La ricerca Antonangeli, con Archetto Freedom approfondisce la materia e la tecnologia che stanno alla base dell'ideazione di prodotti innovativi: continuando un percorso creativo appassionante."*

*"The research made by Antonangeli further investigates with Archetto Freedom the matter and the technology at the foundation of the products conception: continuing a passionate journey."*

Gianfranco Marabese

## LO SPAZIALISMO E LA DIMENSIONE INFINITA

Archetto Freedom accoglie dello Spazialismo la libertà di creare. Lucio Fontana è l'ispirazione: fondatore del movimento, che privilegiava la volontà creatrice, più che il prodotto finito. L'artista sperimentava, con il vuoto e la luce, il sistema per sviluppare spazio: anticipando la ricerca del movimento 'Light and Space', nato tra gli anni '60 e '70 negli Stati Uniti e di altri artisti, come il celebre Dan Flavin, che si sono cimentati in opere d'arte luminose, utilizzando il neon. Produrre luce con il catodo freddo, plasmare il vetro con la fiamma ossidrica, ha generato nel corso degli ultimi 50 anni, opere di grande fascino, ma anche di assoluta fragilità: spesso opere uniche, ma anche inamovibili.

Oggi, con Archetto Freedom, si è arrivati ad ottenere un profilo di luce plasmabile, modellabile a mano, che consente di costruire forme libere nello spazio: forme completamente libere, per l'interpretazione del fruitore. In questo modo ogni intervento diventa un'opera unica, ma riutilizzabile per altre interpretazioni, dal momento che il profilo luminoso si può plasmare a piacere, più volte.

## THE SPATIALISM AND THE INFINITE DIMENSION

Archetto Freedom embraces from the 'Spatialism' the liberty of the creative act. The vision is that of Lucio Fontana: founder of the movement, that privileged the creative will, more than the finished product. The artist used to investigate the system to develop space with emptiness and light: anticipating the research on movement of 'Light and Space', born in the '60 and '70 in the United States, and of other artists, like the renowned Dan Flavin, that ventured in luminous works of art using the neon. Generating light with the cold cathode and shaping the glass with the blowtorch, has generated in the last 50 years creations that have inordinate charm, but also great fragility: often unique, but also immovable, artworks.

Today, Archetto Freedom provides with a malleable light profile, shapeable with your hands, that permits to construct free shapes in the space: free forms for the interpretation of the viewer. In this way, every project becomes a unique artwork, reusable for other interpretations, given the possibility to reshape the light profile, repeatedly.



*"L'acqua fa le nuvole. La luce fa il paesaggio".*

*"Water makes the clouds. Light makes the landscape."*

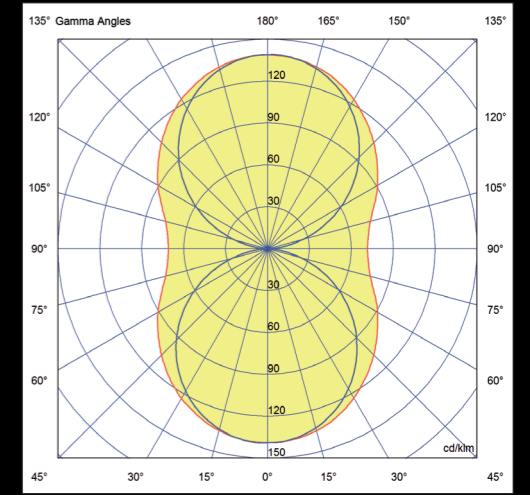
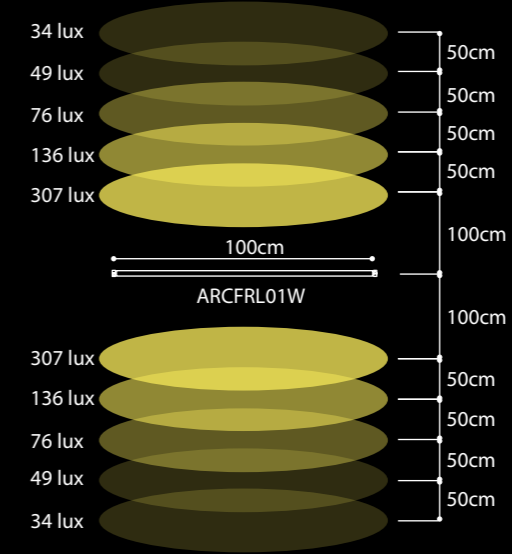
*Gilles Clément, Nuvole/Nuages*



Archetto Freedom si sviluppa a partire da elementi a doppia emissione luminosa, lunghi 5 metri, costituiti da silicone estruso autodissipante con anima in metallo 'modellabile', che mantiene la forma impressa e che ospita all'interno due strip LED contrapposte: bianche, bianche e RGB, RGB. Ogni segmento è dotato di 5 cavi di sospensione con attacco rapido e cavo di alimentazione lungo 2 metri.

Archetto Freedom is developed from 5-meter-long dual light-emitting elements consisting of extruded self-dissipating silicone with a 'moldable' metal core that retains the molded shape and houses two opposing LED strips inside: white, white and RGB, RGB. Each segment is equipped with 5 quick-connect suspension cables and a 2-meter-long power cord.

Cod. ARCFRL01W  
 Sample dimension: 100  
 C semiplanes: 180° - 0°/270°- 90° Flow: 2217,56lm  
 Maximum: 139,23 Cd/Klm; Position: C=30,00 G=177,00  
 Performance: 100,00%; Asymmetrical



LED Bianco/White LED: 3000°K, 24V  
 24W per meter/ CRI 93+/ENERGY SAFE.  
 RGB: 168led/mt, 17,5W/mt, 24V

Moduli strip LED/Strip LED Modules

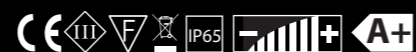


Misure espresse in cm/Measurements in cm

Cod. ARCFRL01W  
 120W Bianco/White

Cod. ARCFRL01W/RGB  
 150 W White+RGB

Cod. ARCFRL01RGB  
 175 W RGB+RGB



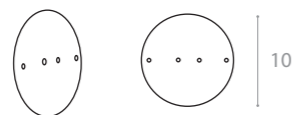
# COMPONENTI STRUTTURALI

## STRUCTURE'S COMPONENTS

Misure espresse in cm/Measurements in cm

Piastra per alimentazione remota/  
Remote power's cover plate

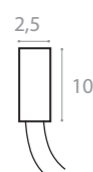
Cod. ARCFRK03



Disco in acciaio Bianco  
White steel plate

Terminale per ancoraggio a soffitto/  
Terminal for ceiling anchoring

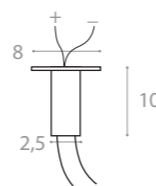
Cod. ARCFRK01A



Metacrilato  
Metacrylate

Terminale per connessione remota a soffitto/  
Terminal for remote ceiling connection

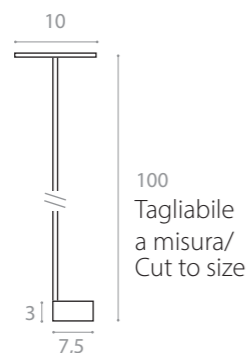
Cod. ARCFRK01B



Metacrilato  
Metacrylate  
Disco di ancoraggio in metallo/  
Metal anchoring plate

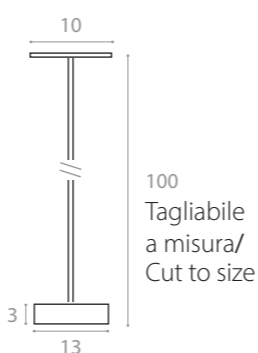
Tige singola soffitto/  
Ceiling single rod

Cod. ARCFRK02A



Tige doppia soffitto/  
Ceiling double rod

Cod. ARCFRK02B



Bianco  
White

Sospensore multiplo/  
Multiple suspender

Cod. ARCFRK07



Bianco  
White

Giunzione tra elementi/  
Junction between elements

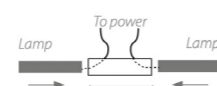
Cod. ARCFRK04



Silicone bianco.  
White silicone.

Giunzione cablata tra elementi/  
Junction connected between elements

Cod. ARCFRK08



Metallo bianco  
Metal white

Cavetto di sospensione/  
Suspension cable

Cod. ARCFRK05



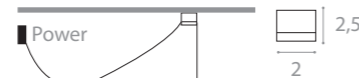
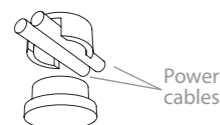
Cavo in acciaio.  
Steel cable.  
Silicone O-Ring

5 inclusi su ogni elemento/ 5 elements included

Attacco rapido/  
Rapid fastening

Deviatore cavo alimentazione/  
Power cable diverter

Cod. ARCFRK06



Delrin bianco  
White Delrin

# ALIMENTAZIONE

## POWER SUPPLIES

Alimentatori per soffitto-parete con scatola metallica bianco opaco/  
Ceiling-wall power supplies with metallic matt white case



Per moduli con solo led bianchi  
Only for modules with white LED

150W	Cod. ARCFRDW01	Dim. 38x8x6	24V ON/OFF	(per 1 modulo/for 1 module)
320W	Cod. ARCFRDW02	Dim. 36x15x6	24V ON/OFF	(per 2 moduli/for 2 modules)
150W	Cod. ARCFRDW01D	Dim. 38x8x6	24V Dimm.	(per 1 modulo/for 1 module)
300W (2x150w)	Cod. ARCFRDW02D	Dim. 36x15x6	24V Dimm.	(per 2 moduli/for 2 modules)
150W	Cod. ARCFRDW01P	Dim. 38x8x6	24V 1-10	(per 1 modulo/for 1 module)
320W	Cod. ARCFRDW02P	Dim. 36x15x6	24V 1-10	(per 2 moduli/for 2 modules)

Alimentatori remoti con piastra/  
Remote power supplies with plate



Per moduli con solo led bianchi  
Only for modules with white LED

150W	Cod. ARCFRDR01	Dim. 22x7x3,5	24V ON/OFF	(per 1 modulo/for 1 module)
320W	Cod. ARCFRDR02	Dim. 25,5x9x4,5	24V ON/OFF	(per 2 moduli/for 2 modules)
150W	Cod. ARCFRDR01D	Dim. 22x7x3,5	24V Dimm.	(per 1 modulo/for 1 module)
300W (2x150w)	Cod. ARCFRDR02D	Dim. 25,5x9x4,5	24V Dimm.	(per 2 moduli/for 2 modules)
150W	Cod. ARCFRDR01P	Dim. 22x7x3,5	24V 1-10	(per 1 modulo/for 1 module)
320W	Cod. ARCFRDR02P	Dim. 25,5x9x4,5	24V 1-10	(per 2 moduli/for 2 modules)

Alimentatori per soffitto-parete con scatola metallica bianco opaco/  
Ceiling-wall power supplies with metallic matt white case



Per moduli con led bianchi  
ed RGB combinati/  
For combined white and  
RGB LED modules

240W white	Cod. ARCFRDW03	Dim. 38x8x6	24V ON/OFF + controller RGB	(per 1 modulo/for 1 module)
320W white	Cod. ARCFRDW04	Dim. 36x15x6	24V ON/OFF + controller RGB	(per 2 moduli/for 2 modules)

Alimentatori remoti con piastra/  
Remote power supplies with plate



Per moduli con led bianchi  
ed RGB combinati/  
For combined white and  
RGB LED modules

240W white	Cod. ARCFRDR03	Dim. 25x7x4	24V ON/OFF + controller RGB	(per 1 modulo/for 1 module)
320W white	Cod. ARCFRDR04	Dim. 25,5x9x4,5	24V ON/OFF + controller RGB	(per 2 moduli/for 2 modules)

Alimentatori per soffitto-parete con scatola metallica bianco opaco/  
Ceiling-wall power supplies with metallic matt white case



Per moduli con solo led RGB  
Only for modules with RGB LED

240W	Cod. ARCFRDW03	Dim. 36x8x6	24V ON/OFF + controller RGB	(per 1 modulo/for 1 module)
480W	Cod. ARCFRDW05	Dim. 36x15x6	24V ON/OFF + 2 controller RGB	(per 2 moduli/for 2 modules)

Possibilità di alloggiare un secondo controller RGB x gestire colori diversi tra le strip/  
It is possible to include a second RGB controller to manage different colors between the strips

Alimentatori remoti con piastra/  
Remote power supplies with plate



Per moduli con solo led RGB  
Only for modules with RGB LED

240W	Cod. ARCFRDR03	Dim. 25x7x4	24V ON/OFF + controller RGB	(per 1 modulo/for 1 module)
480W	Cod. ARCFRDR05	Dim. 26,5x12,5x4,5	24V ON/OFF + 2 controller RGB	(per 2 moduli/for 2 modules)

Possibilità di alloggiare un secondo controller RGB x gestire colori diversi tra le strip/  
It is possible to include a second RGB controller to manage different colors between the strips

Centralina per dimmerazione Push/  
Control unit for dimming Push



max240W Cod. ARCFSPDIMPUSH Dim. 4,4x5,7x1,9 24V max 2 alim.

Da abbinare ad ogni alimentatori ON/OFF con scatola o remoti.  
Alimentatori con scatola: la centralina è integrata all'interno.  
Combined with any ON / OFF power supplies with box or remote.  
Power supplies with box: the control unit is integrated inside.

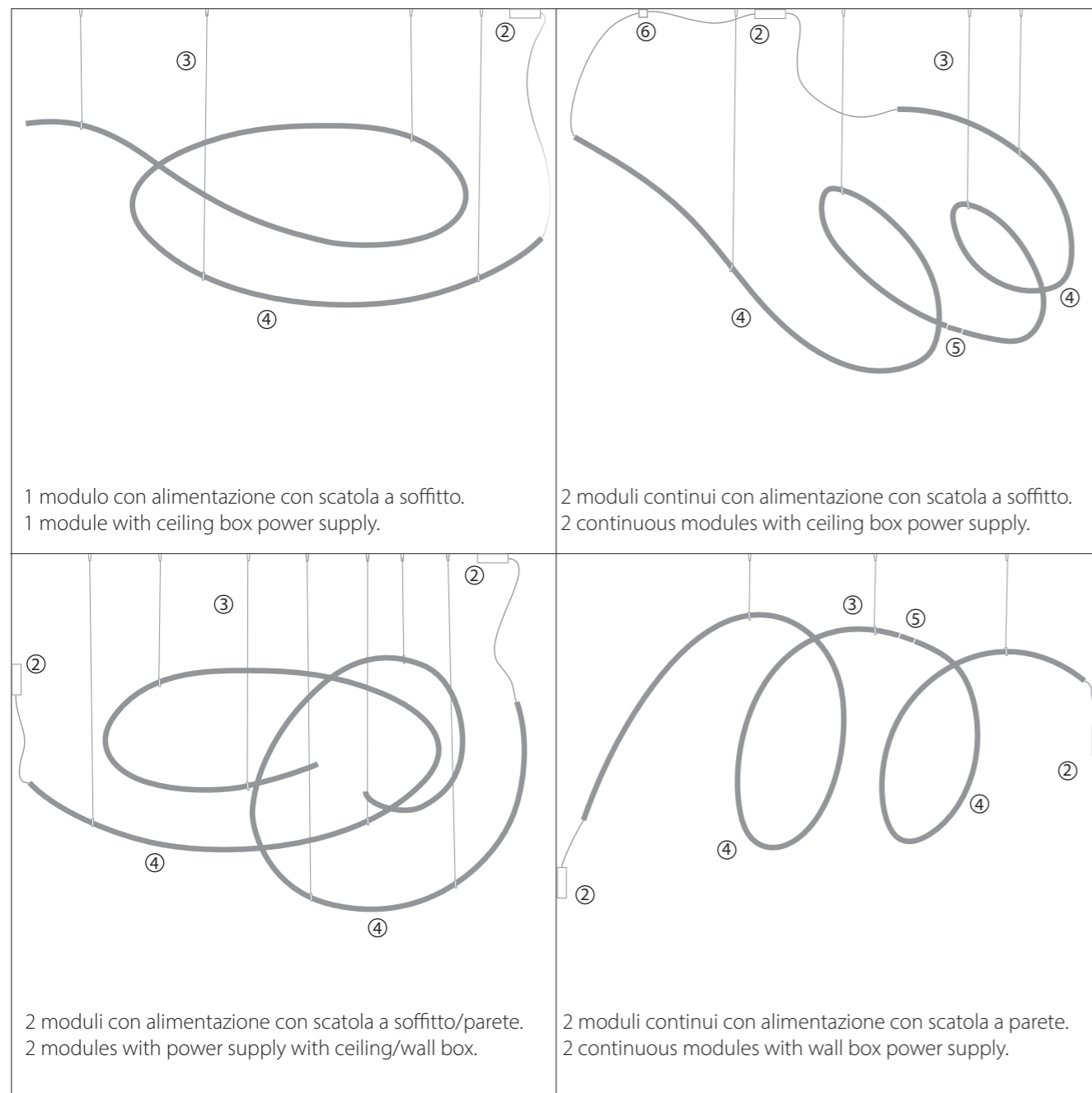


Backstage shooting, March, 2021

La modellazione manuale del profilo luminoso crea linee che si incontrano, si avvolgono in volo libero, infinito. Appenderle è facile, ed è semplice creare morbide architetture di luce.

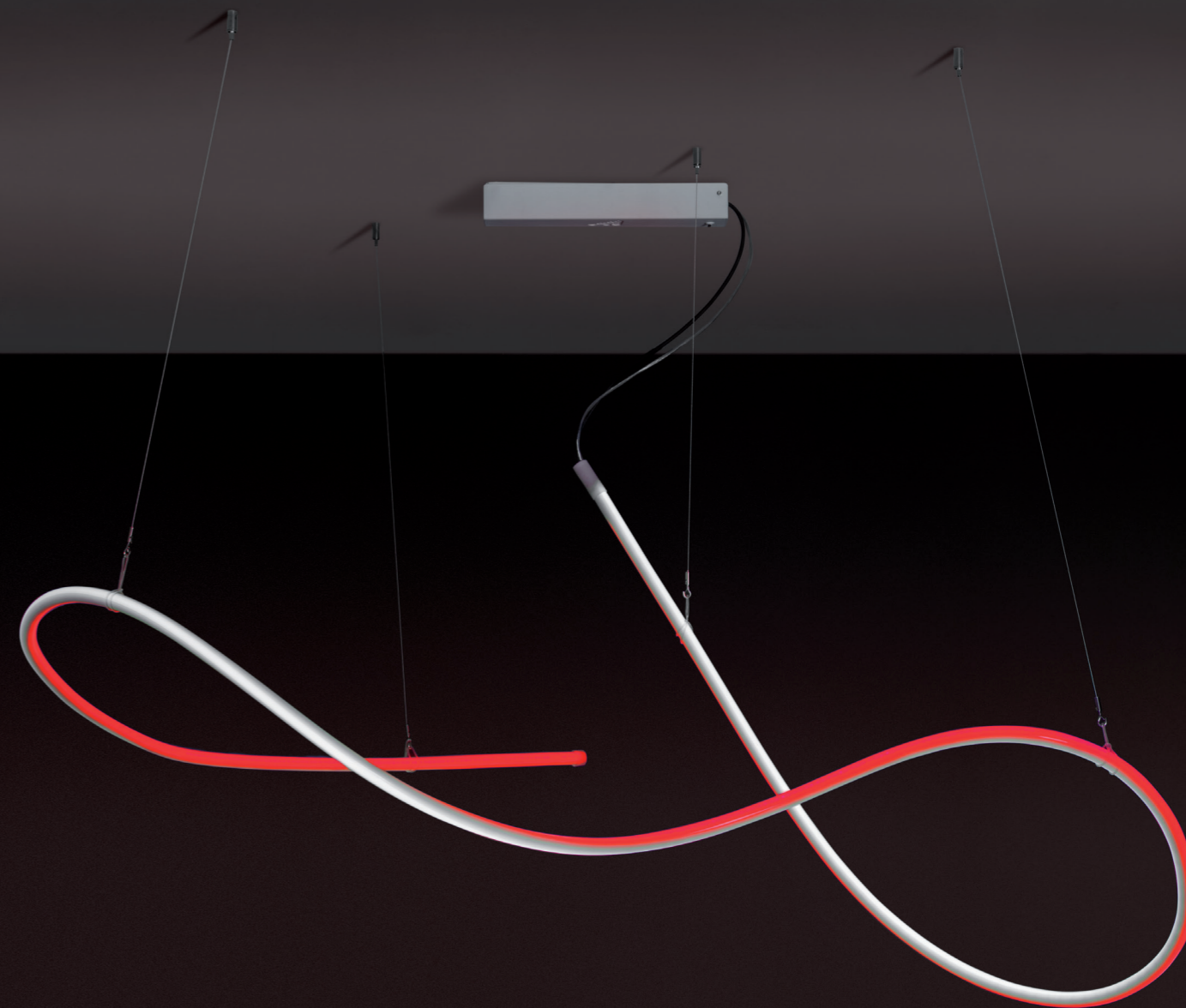
The manual shaping of the profile creates lines that meet each other and wind in free flight, infinite. Hanging them on is easy and it is simple to create soft architectures of light





LEGEND - ESEMPI DI COMPOSIZIONE/EXAMPLES OF COMPOSITION

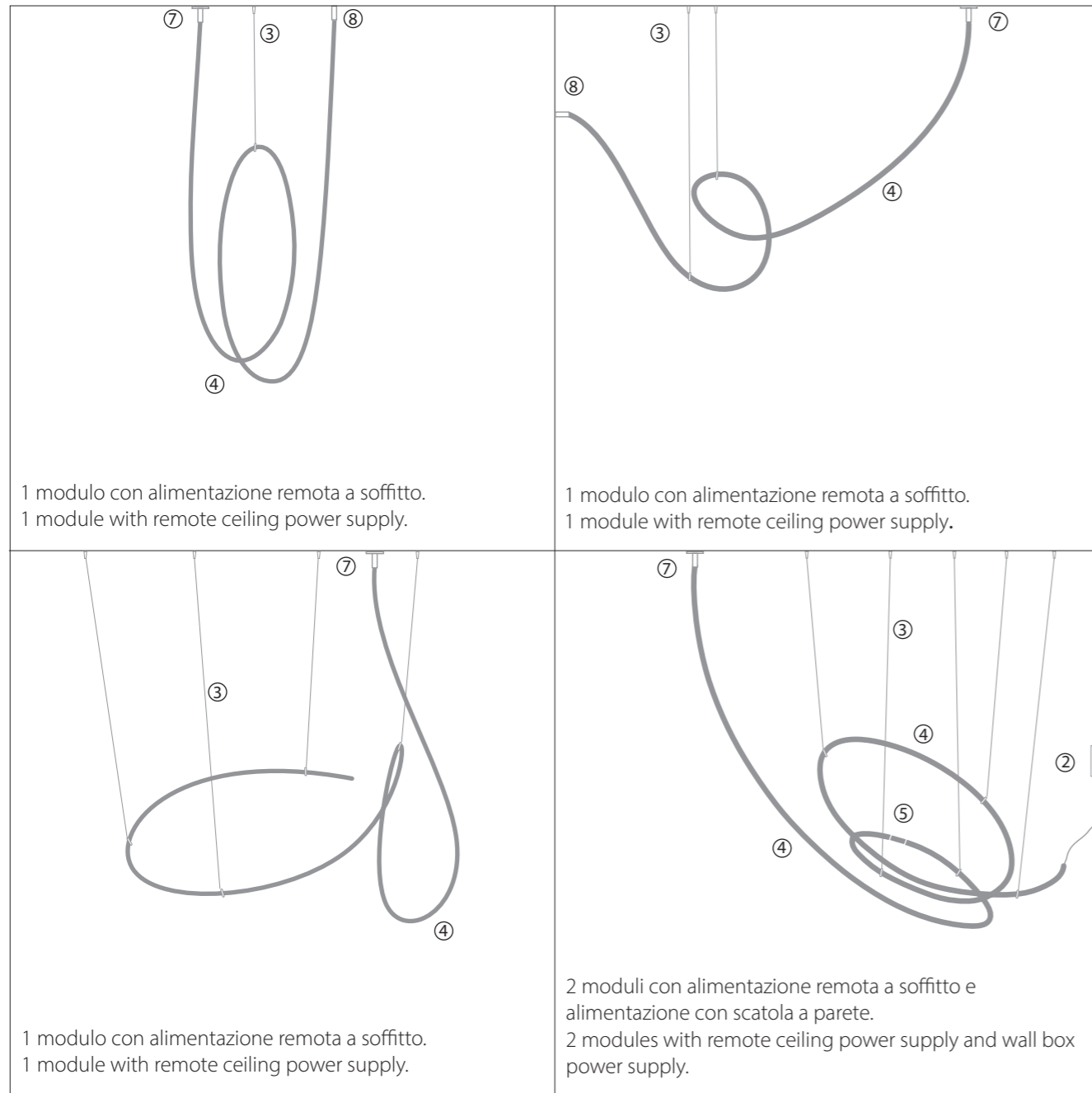
- 2 - Alimentatori per soffitto-parete con scatola/Ceiling-wall power supplies with case (cod. ARCFRDW02)
- 3 - Cavetto per sospensione/Suspension cable (cod. ARCFRK05)
- 4 - Modulo LED /LED module
- 5 - Giunzione tra elementi/Junction between elements (cod. ARCFRK04)
- 6 - Deviatore cavo alimentazione/Power cable diverter (cod. ARCFRK06)



Modulo LED bianco+RGB (cod. ARCFRL01W/RGB), alimentazione con scatola a soffitto (cod. ARCFRDW02), e cavetti di sospensione (cod. ARCFRK05).

White + RGB LED module (code ARCFRL01W / RGB), power supply with box ceiling (code ARCFRDW02), and suspension cables (code ARCFRK05).






LEGEND - ESEMPI DI COMPOSIZIONE/EXAMPLES OF COMPOSITION

- 2 - Alimentatori per soffitto-parete con scatola/Ceiling-wall power supplies with case (cod. ARCFRDW02)
- 3 - Cavetto per sospensione/Suspension cable (cod. ARCFRK05)
- 4 - Modulo LED/LED module
- 5 - Giunzione tra elementi/Junction between elements (cod. ARCFRK04)
- 7 - Terminale per connessione remota a soffitto/Terminal for remote ceiling connection (cod. ARCFRK01B)
- 8 - Terminale per ancoraggio a soffitto/Terminal for ceiling anchoring (cod. ARCFRK01A)

Modulo LED bianco+RGB (cod. ARCFRL01W/RGB), con alimentazione remota a soffitto (cod. ARCFRK01A+ ARCFRK01B) e cavetti di sospensione (cod. ARCFRK05).

White + RGB LED module (code ARCFRL01W / RGB), with remote power supply ceiling (code ARCFRK01A + ARCFRK01B) and suspension cables (code ARCFRK05).








# ARCHETTO TWIST

design Gianfranco Marabese 2015  
INDOOR & OUTDOOR COLLECTION

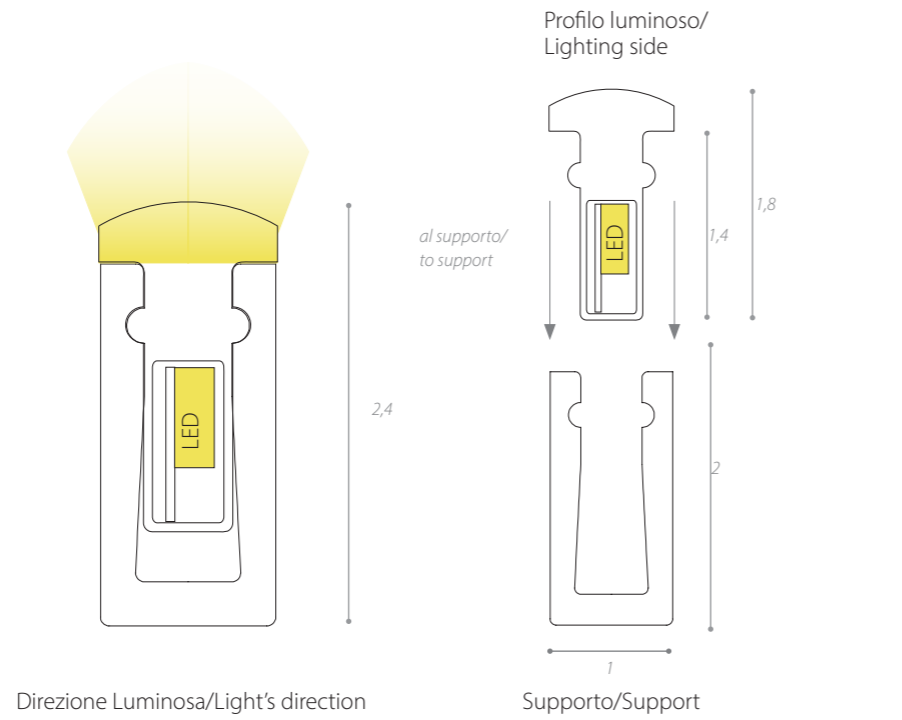


Generato da un'estrusione in silicone, al cui interno alloggia una strip LED, Archetto Twist è un profilo di luce, morbido. Il progetto estremamente duttile, è applicabile in tutte le situazioni in cui necessita una luce poco invasiva, di facile installazione. La flessibile linea luminosa, utilizzabile indoor e outdoor, consente di ottenere linee di luce di lunghezza variabile, fino a 5 metri, con taglio a misura ogni 5 centimetri.

Archetto Twist is a light profile generated by a silicone extrusion housing inside a LED strip. It is an extremely ductile project, applicable in all situations in which it requires a light that is not very invasive and easy to install: is a soft and flexible bright line, to be used in indoor and outdoor, which allows to obtain lines of light with dimensional extensions variable up to 5 meters.




Cod. ARCTWI01BI27 2700K  
 Cod. ARCTWI01BICA 3000K  
 Cod. ARCTWI01BI 4000K

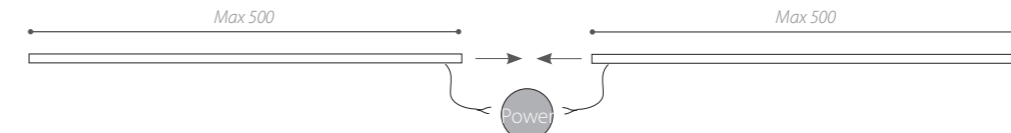


### Cablaggio/Wiring

Cablaggio standard/  
Standard wiring



Cablaggio per continuità della traccia luminosa/  
Wiring for the continuity of the light track



Questo tipo di cablaggio su richiesta consente di connettere più moduli ottenendo una linea di luce continua/  
This wiring on demand allows to link different modules to get a continuous line of light

### Montaggio/Mounting

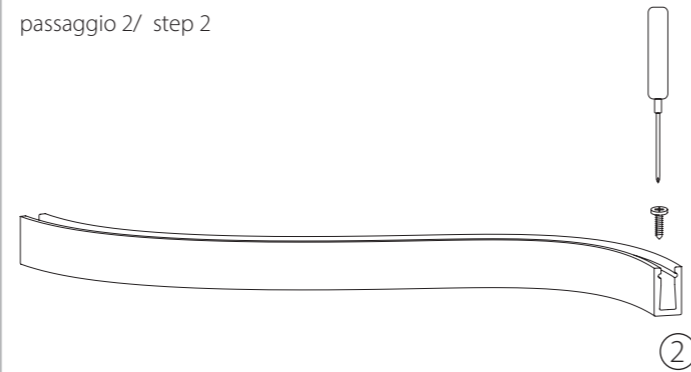
Misure espresse in cm/Measurements in cm

passaggio 1/ step 1



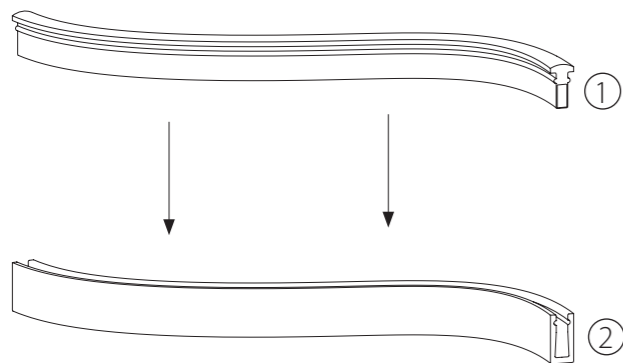
Tagliare Archetto Twist nella misura desiderata  
E' possibile tagliare Archetto Twist ogni 5cm/  
Cut Archetto Twist at wished lenght  
It's possible to cut Archetto Twist every 5cm

passaggio 2/ step 2



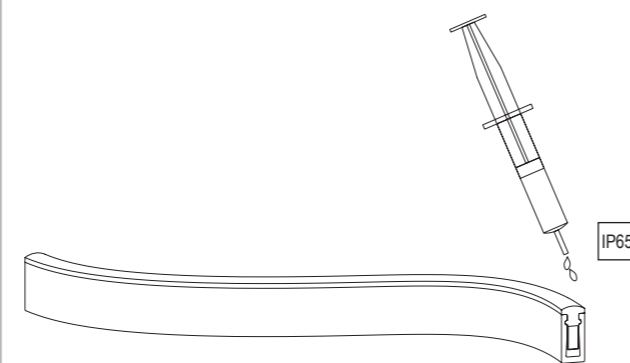
Fissare il supporto alla superficie/  
Fix the support on the surface

passaggio 3/ step 3



Inserire il profilo luminoso sul supporto con leggera pressione/  
Insert the lighting side into the support with a light pressure

passaggio 4/ step 4

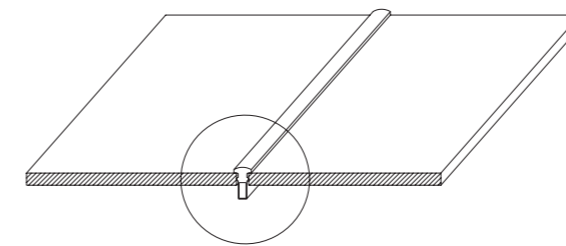


Sigillare le estremità con silicone speciale/  
Seal the ends with a special silicone glue

Desktop Drivers		Remote Drivers		Remote Drivers IP67	
24v	35w	24v	35w	24v	35w
24v	70w	24v	75w	24v	60w
24v	120w	24v	100w	24v	100w
		24v	150w	24v	150w

### Applicazioni/Applications

Applicazione ad incasso/Inlay application



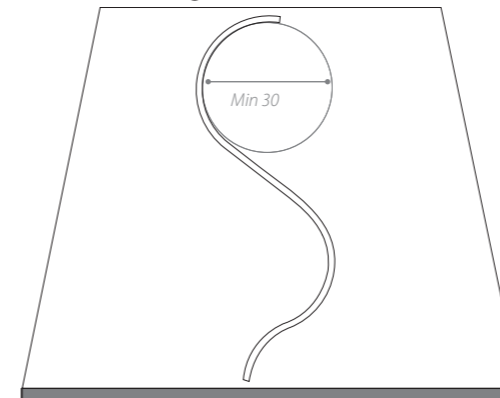
Inserire la parte luminosa in un taglio di larghezza max 6,5mm/  
Insert the lighting side in a cut 6,5mm of with

Particolare/ Particular



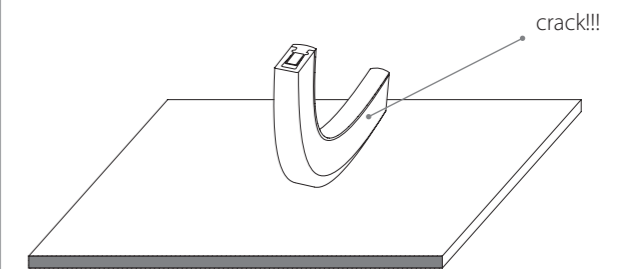
### Avvertenze/Warnings

YES



Piegare Archetto Twist tenendolo aderente alla superficie/  
Bend Archetto Twist keeping it adherent to the surface

NO





ATTENZIONE: non piegare Archetto Twist nel verso sbagliato/  
WARNING: do not bend Archetto Twist over the wrong direction



Controllers  
 Dimmer radiofrequenza per bianco con telecomando/ max 190w  
 Radiofrequency dimmer for white with remote control



BREAKFAST ROOM  
→  
TOILETS  
PARKING  
→  
B    
301 - 310  
→  
LOBBY  
←










# ARCHETTO CUSTOM

design Gianfranco Marabese 2013  
INDOOR & OUTDOOR COLLECTION

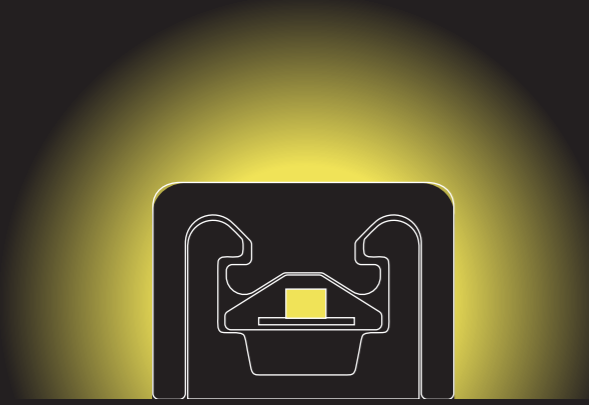


Archetto Custom offre la possibilità di realizzare soluzioni sartoriali di luce, utilizzando la linea luminosa, di lunghezza variabile fino a 5 metri, anche su supporti creati per progetti specifici. E' particolarmente indicato nella sottolineatura perimetrale e nell'illuminazione, mai invasiva, di facciate, vetrine, percorsi di luce, installazioni.

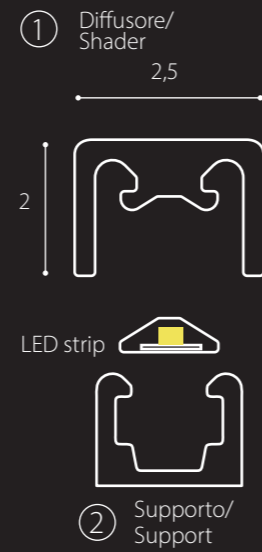
Archetto Custom offers the possibility of creating sartorial solutions of light, using the luminous line, of variable length up to 5 meters, also on supports created for specific projects. It is particularly indicated in the perimeter underline and in the lighting, never invasive, of facades, windows, paths of light, installations.




LED strip



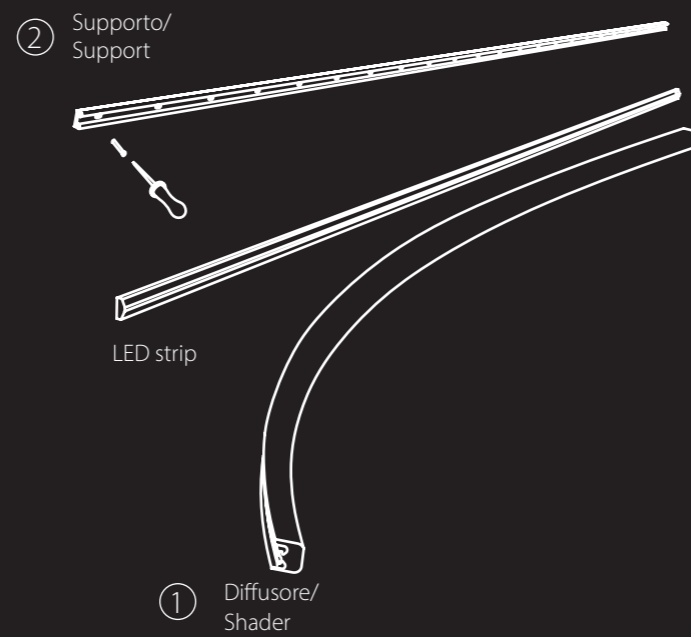
Direzione Luminosa/  
Light's direction



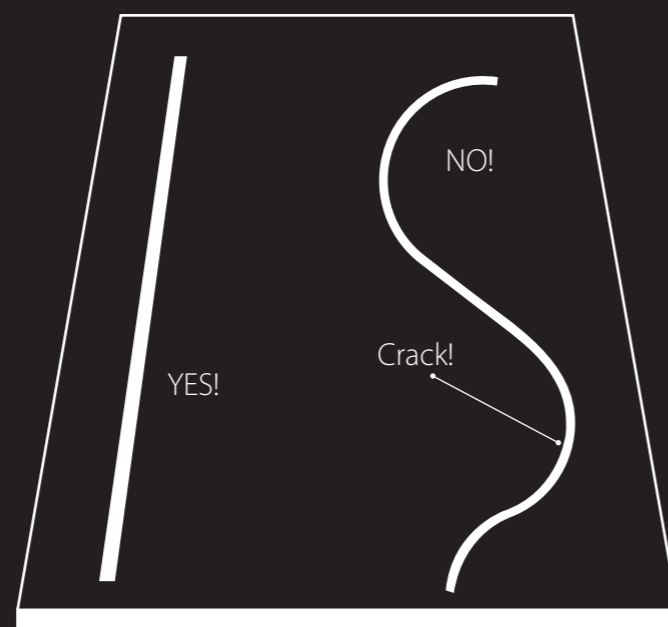
Misure espresse in cm



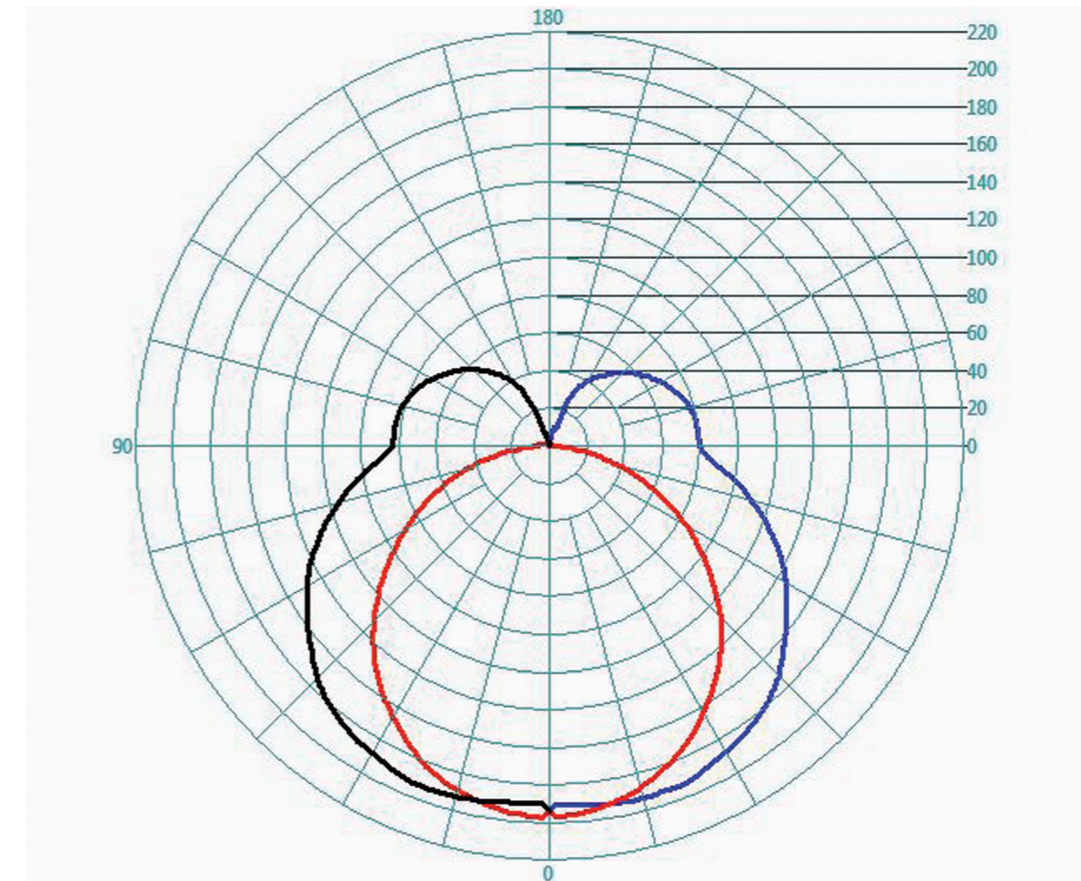
E' possibile tagliare Archetto Custom ogni 5/  
It's possible to cut Archetto Custom every 5



Archetto Custom segue il profilo delle superfici/  
Archetto Custom follows the profile of the surfaces



Tenere Archetto Custom in linea retta su superfici piane per non danneggiare la strip LED/  
Hold the Archetto Custom in a straight line on flat surfaces to avoid damaging the LED strip



Curva fotometrica  
Photometric curve

Desktop drivers  
24v  
24v  
24v

Remote drivers  
35w  
70w  
120w  
24v  
24v  
24v

35w  
75w  
100w  
150w

IP67 Remote drivers  
24v  
24v  
24v  
24v  
24v

Controllers  
Controller infrarosso RGB con telecomando/  
Infrared controller RGB with remote control  
MAX 140w  
Controller radiofrequenza per RGB con telecomando "touch"/  
Radiofrequency controller for RGB with touch remote control  
MAX 280w  
Dimmer radiofrequenza per bianco con telecomando/  
Radiofrequency dimmer for white with remote control  
MAX 190w

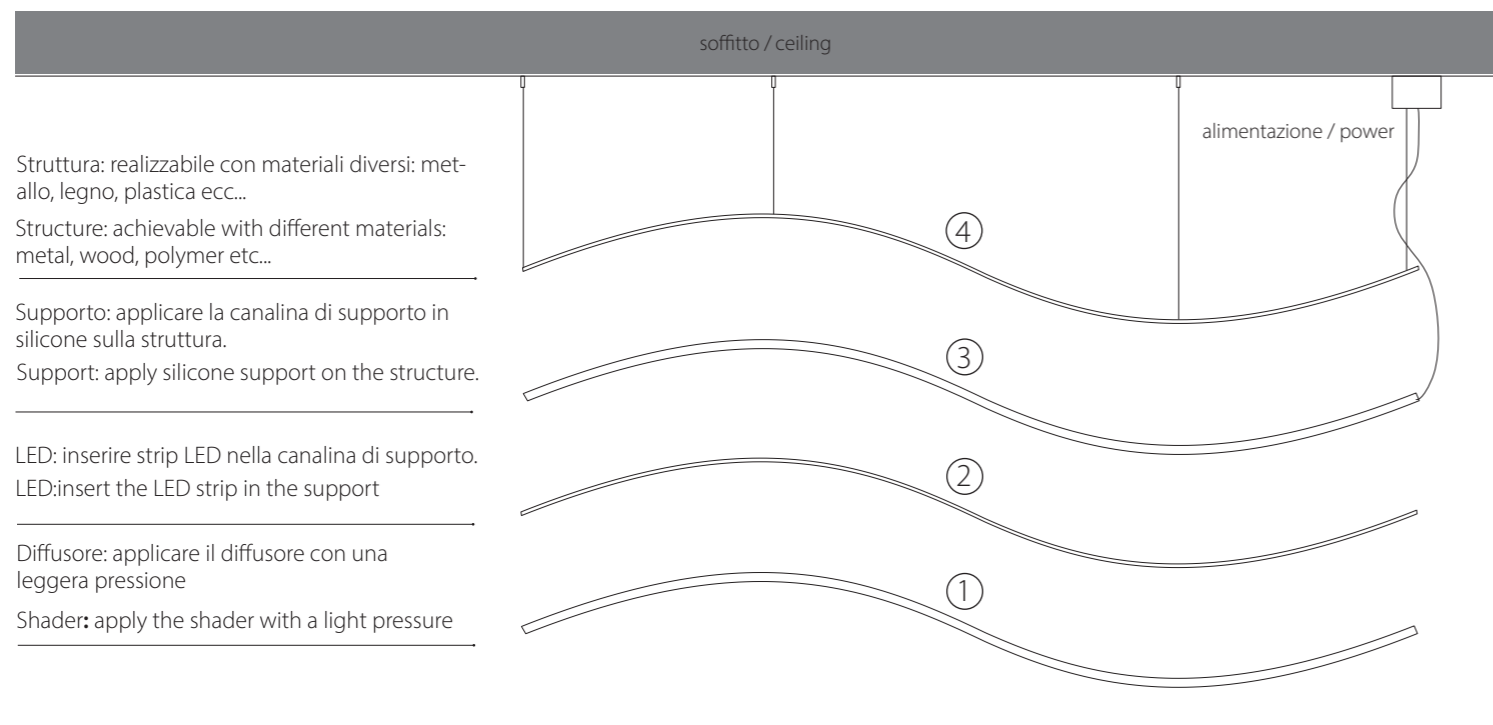
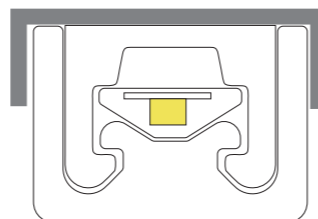





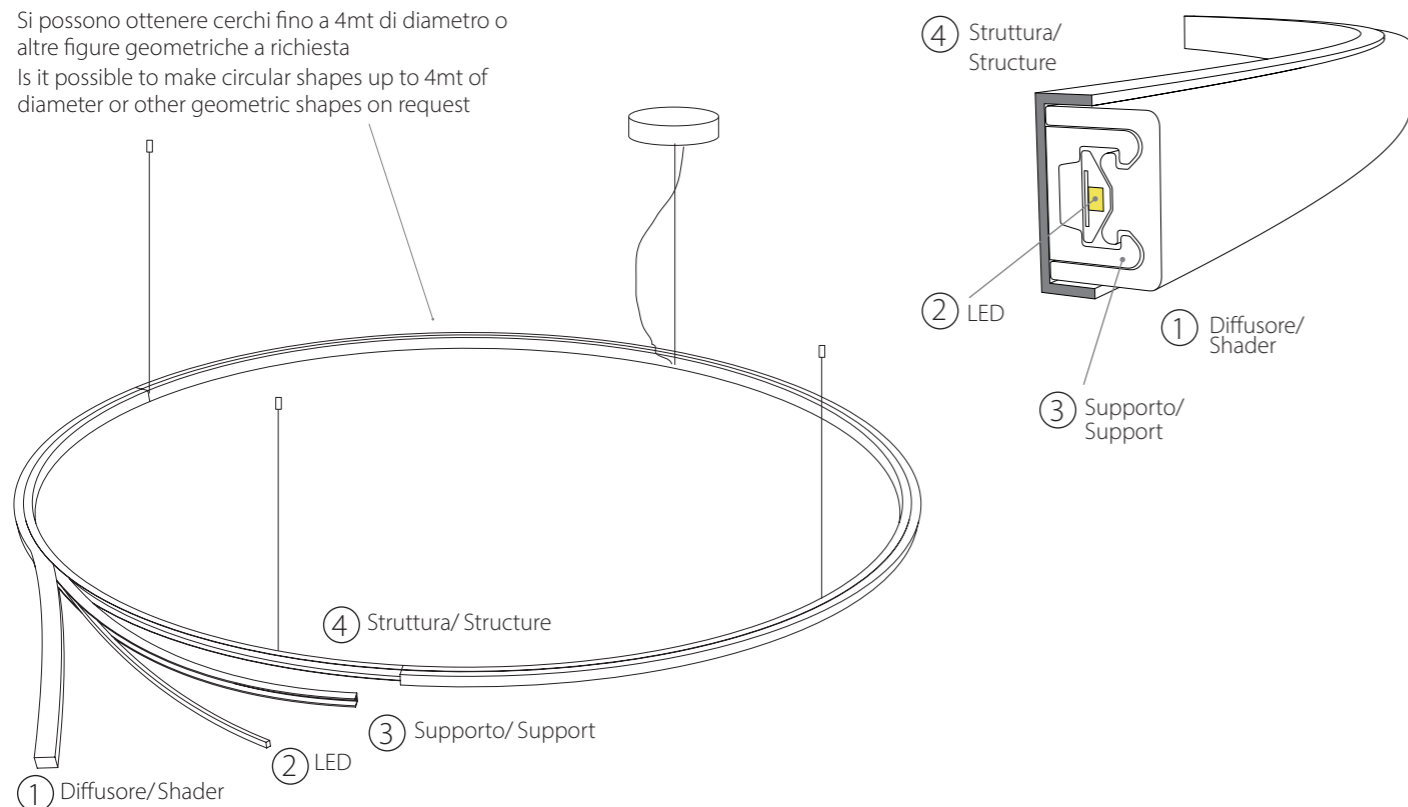
## ESEMPI APPLICATIVI APPLICATIONS

Il profilo di Archetto Custom puo' essere liberamente applicato su supporti disegnati e progettati per inediti percorsi di luce.

The Archetto Custom profile can be applied freely on supports designed and engineered for unusual paths of light.



Si possono ottenere cerchi fino a 4mt di diametro o altre figure geometriche a richiesta  
Is it possible to make circular shapes up to 4mt of diameter or other geometric shapes on request







# ARCHETTO FLEXIBLE

design Gianfranco Marabese 2012

INDOOR COLLECTION

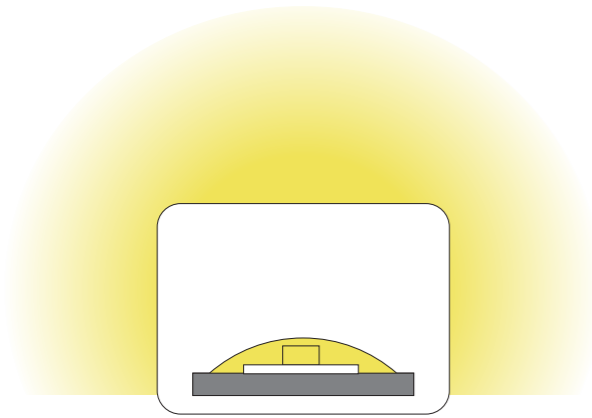


Archetto Flexible, disponibile in tre dimensioni, si caratterizza per la sua struttura luminosa che si flette e permette di creare archi e curve, a luce diretta e indiretta. La dimensione finale è variabile, dipendente dalla curva che si vuole imprimere. L'acciaio armonico 'coestruso' con il silicone, attraverso una tecnologia brevettata, non mantiene la memoria della forma impressa, tornando sempre nella posizione retta: per rinnovarsi nelle forme ogni volta che si desidera.

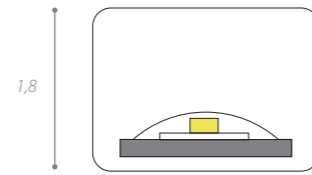
Archetto Flexible, available in 3 dimensions, it is characterized by its luminous structure that flexes and allows the creation of arcs and curves, with direct and indirect light. The final size is variable, depending on the curve to be impressed. The spring steel co-extruded with silicone through a patented technology, does not retain memory of the curve imprinted and always returns to its upright position, in order to renew the forms whenever you want.



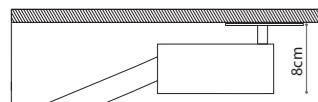
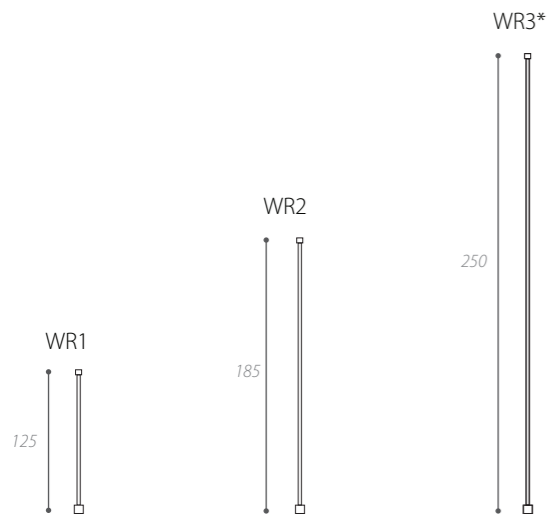
Direzione Luminosa/  
Light's direction



Silicone-graphene  
2,5



Barra in acciaio  
armonico e strip LED  
incorporate/  
Flexible steel bar  
and LED strip  
integrated/



WA/WR/WS: Particolare dell'attacco  
WA/WR/WS: Mounting's detail

WR3\*/WS3\*: solo per uso a parete in verticale e soffitto  
WR3\*/WS3\*: only as vertical wall and ceiling use

Misure espresse in cm/Measurements in cm

WR1 3k white	34W-1185Lm	24 V	Alimentatore non incluso/ Driver needed not included
WR1 RGB	23W	24 V	Alimentatore non incluso/ Driver needed not included
WR2 3k white	50W-1800Lm	24 V	Alimentatore non incluso/ Driver needed not included
WR2 RGB	35W	24 V	Alimentatore non incluso/ Driver needed not included
WR3 3k white	70W-2470Lm	24 V	Alimentatore non incluso/ Driver needed not included
WR3 RGB	48W	24 V	Alimentatore non incluso/ Driver needed not included

LED 4000K su richiesta








Ariston Hotel, Milan, Italy



# ARCHETTO SHAPED

design Gianfranco Marabese 2013  
INDOOR & OUTDOOR COLLECTION




Archetto Shaped è una collezione che sviluppa una proposta articolata di lampade definite da forme geometriche classiche: icone che sottolineano il rigore minimale e la leggerezza del progetto. Il silicone 'luminoso' diventa protagonista di sculture leggere, impreziosite da strutture in metallo, pietra, cemento che intervengono, con rigore formale, a generare poetici oggetti di luce, per soluzioni indoor e outdoor.

Archetto Shaped is a collection with an articulated proposal of lamps defined by classic geometric shapes: icons that emphasize the minimal rigor and lightness of the project. The 'bright' silicone becomes the protagonist of light sculptures, embellished with metal, stone and concrete structures that intervene, with formal rigor, to generate poetic objects of light, for indoor and outdoor solutions.

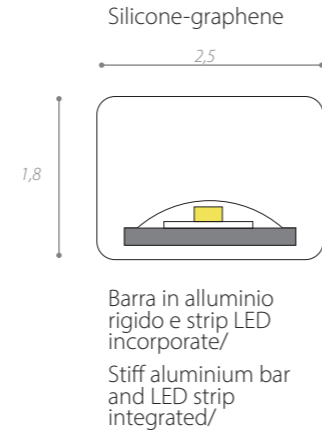


# ARCHETTO SHAPED INDOOR SOLUTIONS

Struttura metallo bianco/ White metal structure



Direzione Luminosa/  
Light's direction

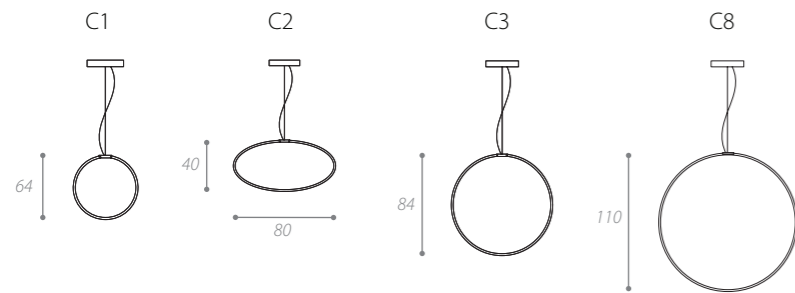


Silicone-graphene

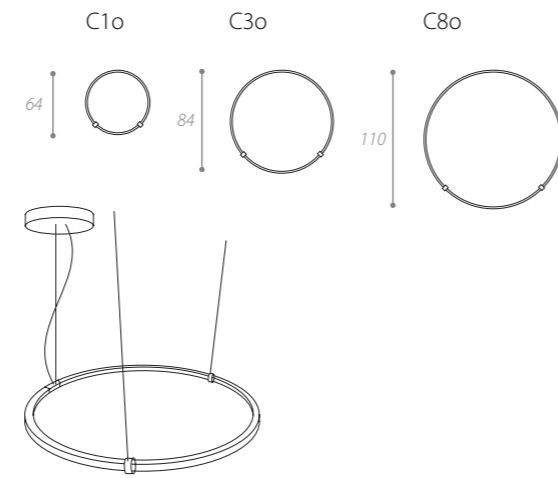
2,5

1,8

Barra in alluminio  
rigido e strip LED  
incorporate/  
Stiff aluminium bar  
and LED strip  
integrated/



Per applicazioni orizzontali/  
For horizontal applications



LED 4000K su richiesta

Misure espresse in cm/Measurements in cm

C1 3k white/Dim. 50W-1800Lm	24v	Driver included/wireless dimmer	C1o 3k white/Dim. 50W-1800Lm	24v	Driver included/wireless dimmer
C1 RGB 35W	24v	Driver + controller included	C1o RGB 35W	24v	Driver + controller included
C2 3k white/Dim. 50W-1800Lm	24v	Driver included/wireless dimmer	C3o 3k white/Dim. 70W-2470Lm	24v	Driver included/wireless dimmer
C2 RGB 35W	24v	Driver + controller included	C3o RGB 48W	24v	Driver + controller included
C3 3k white/Dim. 70W-2470Lm	24v	Driver included/wireless dimmer	C8o 3k white/Dim. 70W-2470Lm	24v	Driver included/wireless dimmer
C3 RGB 48W	24v	Driver + controller included	C8o RGB 66,5W	24v	Driver + controller included
C8 3k white/Dim. 50W-1800Lm	24v	Driver included/wireless dimmer			
C8 RGB 66,5W	24v	Driver + controller included			



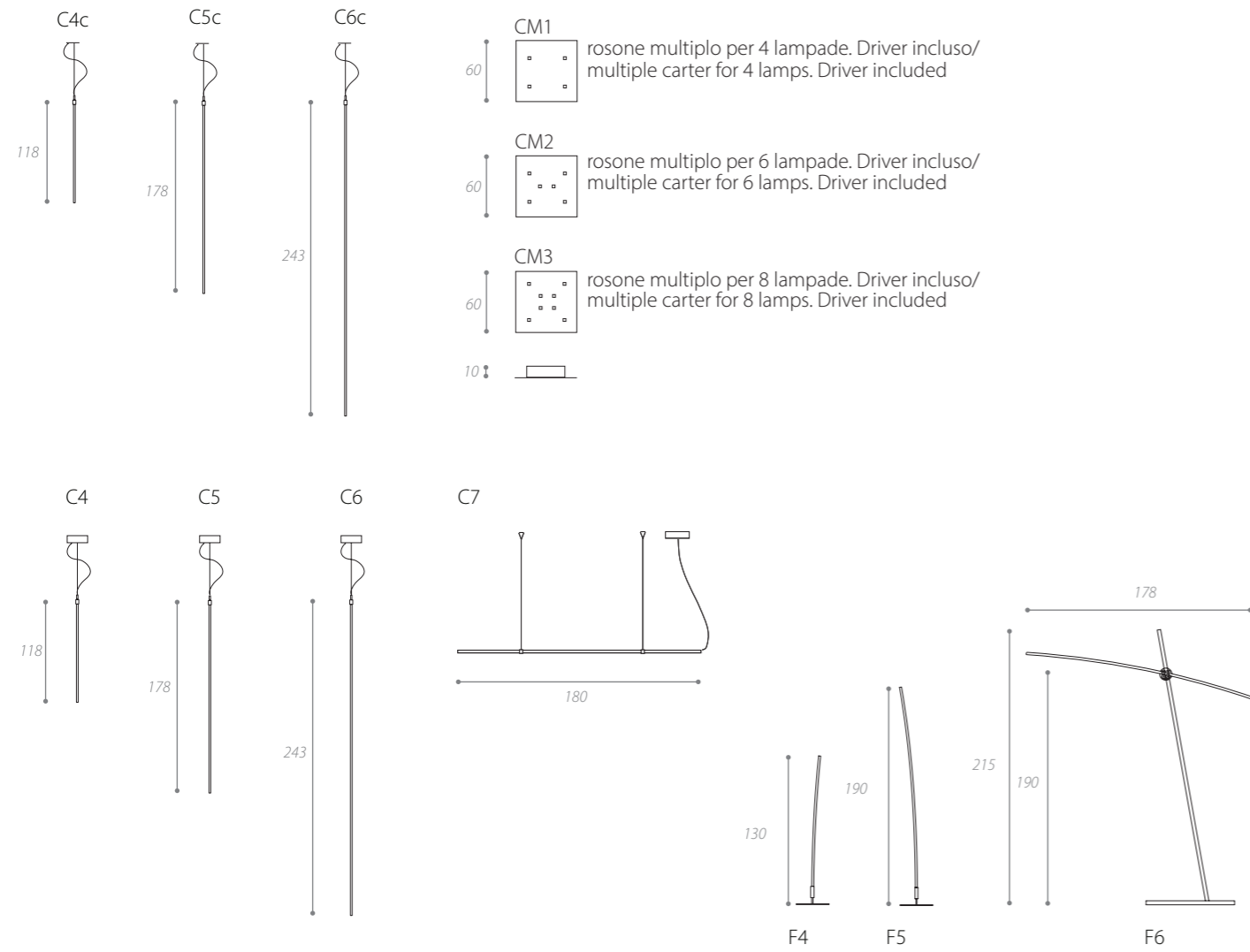
Poltrona Frau Showroom, Paris, France



# ARCHETTO SHAPED INDOOR SOLUTIONS

Sospensioni componibili su rosone multiplo/  
Modular suspension lamps on multiple carter

Struttura metallo bianco/ White metal structure



C4 3k white/Dim.	34W-1185Lm	24v	Driver included/wireless dimmer
C4 RGB	23W	24v	Driver + controller included
C5 3k white/Dim.	50W-1800Lm	24v	Driver included/wireless dimmer
C5 RGB	35W	24v	Driver + controller included
C6 3k white/Dim.	70W-2470Lm	24v	Driver included/wireless dimmer
C6 RGB	48W	24v	Driver + controller included
C7 3k white/Dim.	50W-1800Lm	24v	Driver included/wireless dimmer
C7 RGB	35W	24v	Driver + controller included

F4 3k white/Dim.	34W-1185Lm	24v	Driver on the wire/wireless dimm.
F4 RGB	23W	24v	D. on the wire/Controller incl.
F5 3k white/Dim.	50W-1800Lm	24v	Driver on the wire/wireless dimm.
F5 RGB	35W	24v	D. on the wire/Controller incl.
F6 3k white/Dim.	50W-1800Lm	24v	Driver on the wire/wireless dimm.
F6 RGB	35W	24v	D. on the wire/Contr. incl.


Misure espresse in cm/Measurements in cm


CM1 white	Multiple carter 4 pins	Max 200W	for C4c/C5c/C6c	Driver included on/off. Dimmer on demand
CM2 white	Multiple carter 6 pins	Max 300W	for C4c/C5c/C6c	Driver included on/off. Dimmer on demand
CM3white	Multiple carter 8 pins	Max 400W	for C4c/C5c/C6c	Driver included on/off. Dimmer on demand
CM1 RGB	Multiple carter 4 pins	Max 200W	for C4c/C5c/C6c	Driver + controller included
CM2 RGB	Multiple carter 6 pins	Max 300W	for C4c/C5c/C6c	Driver + controller included
CM3 RGB	Multiple carter 8 pins	Max 400W	for C4c/C5c/C6c	Driver + controller included
C4c RGB	23W	24v	Driver needed not included	
C4c 3k white	34W-1185Lm	24v	Driver needed not included	
C5c 3k white	50W-1800Lm	24v	Driver needed not included	
C5c RGB	35W	24v	Driver needed not included	
C6c 3k white	70W-2470Lm	24v	Driver needed not included	
C6c RGB	48W	24v	Driver needed not included	

LED 4000K su richiesta



Marangoni design, Milan, Italy  
90 Archetto Shaped





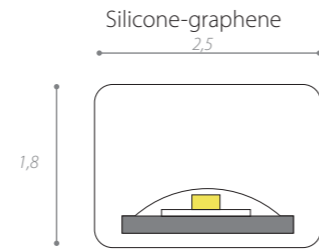
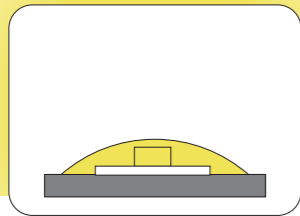
92 Archetto Shaped



Archetto Shaped 93

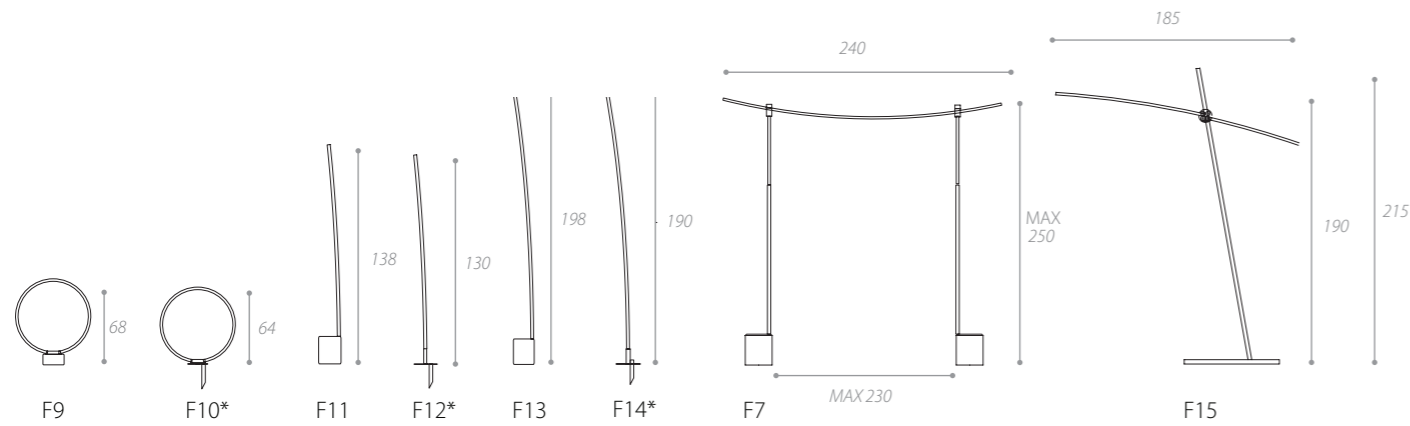
# ARCHETTO SHAPED OUTDOOR SOLUTIONS

Direzione Luminosa/  
Light's direction



Silicone-graphene  
2,5

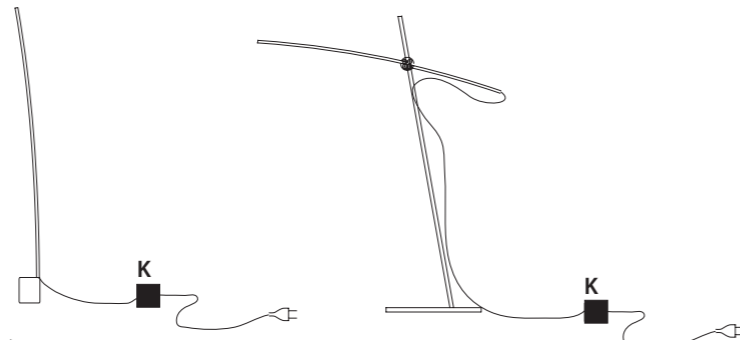
Barra in alluminio  
rigido e strip LED  
incorporate/  
Stiff aluminium bar  
and LED strip  
integrated/



\*Picchetto asportabile / Picket removable from the plate



**K**  
IP66  
Kit di alimentazione per singola  
lampada su richiesta. Max 60W/  
Driver kit for single lamp on demand.  
Max 60W




Tutte le soluzioni sono fornite senza alimentatori, fornibili su richiesta/  
All the solutions are furnished without driver. They can be furnished at request

Misure espresse in cm/Measurements in cm

F7 3k white 70W 2470Lm 24V	F7 RGB 48W 24V
F9 3k white 50W 1800Lm 24V	F9 RGB 35W 24V
F10 3k white 50W 1800Lm 24V	F10 RGB 35W 24V
F11 3k white 34W 1185Lm 24V	F11 RGB 23W 24V
F12 3k white 34W 1185Lm 24V	F12 RGB 23W 24V
F13 3k white 50W 1800Lm 24V	F13 RGB 35W 24V
F14 3k white 50W 1800Lm 24V	F14 RGB 35W 24V
F15 3k white 50W 1800Lm 24V	F15 RGB 35W 24V


F15   
Base in pietra lavica  
Lava stone



LED 4000K su richiesta











# FIL ROUGE® SYSTEM

design Gianfranco Marabese 2022  
INDOOR COLLECTION



*"Mi piace pensare di poter tendere un nastro nello spazio, un nastro leggero, quasi impercettibile agli occhi, che tuttavia sia capace di condurre l'energia utile ad alimentare piccoli corpi illuminanti. Così è nato Fil Rouge..."*

*"I like to think I can stretch a ribbon in space, a light ribbon, almost imperceptible to the eye, that can conduct low voltage energy to power lighting elements with very small volumes. Fil Rouge was born in this way..."*

Gianfranco Marabese, 2022

Fil Rouge nasce dal desiderio di Antonangeli di offrire soluzioni innovative di luce attraverso la ricerca costante di tecnologie, materiali, applicazioni, che consentano di realizzare prodotti originali e nello stesso tempo rispondano ad esigenze di utilizzo differenziate, di facile applicazione.

Diciotto rocchetti di filo di rame tessuti con fili in tecnopolimero, creano un nastro sottilissimo alto 1 mm e largo 18 mm. Al centro, tre 'piste' ottenute con i fili di rame, conducono energia elettrica a bassa tensione, per ospitare e collegare una serie di apparecchi di piccola dimensione, che sembrano "galleggiare" nello spazio, grazie all' assenza di volume del nastro. Fil Rouge attraversa lo spazio in modo quasi invisibile, nella direzione desiderata, conducendo l'energia ad alimentare i corpi illuminanti, applicabili su misura: liberamente, in modo semplice e veloce.

Il nastro, da utilizzare per ogni applicazione, viene avvolto in una spirale, occupando uno spazio ridottissimo, per poi essere svolto e messo in tensione tra parete e parete, tra parete e soffitto o tra terra e soffitto.

Fil Rouge was born from Antonangeli's desire to offer innovative lighting solutions through the constant research of technologies, materials, applications that allow the creation of original products, which at the same time respond to the needs of differentiated use, easy to apply.

Eighteen spools of copper wire woven with technopolymer wires create a very thin ribbon 1 mm high and 18 mm wide. In the center, three "tracks" obtained with copper wires, conduct low voltage electricity, to house and connect a series of small devices, which seem to support themselves in thin air, thanks to the lack of volume of the tape. Fil Rouge crosses the space almost invisibly, in the desired direction, conducting the energy needed to power the lightingbodies, which can be applied to measure, quickly and easily.

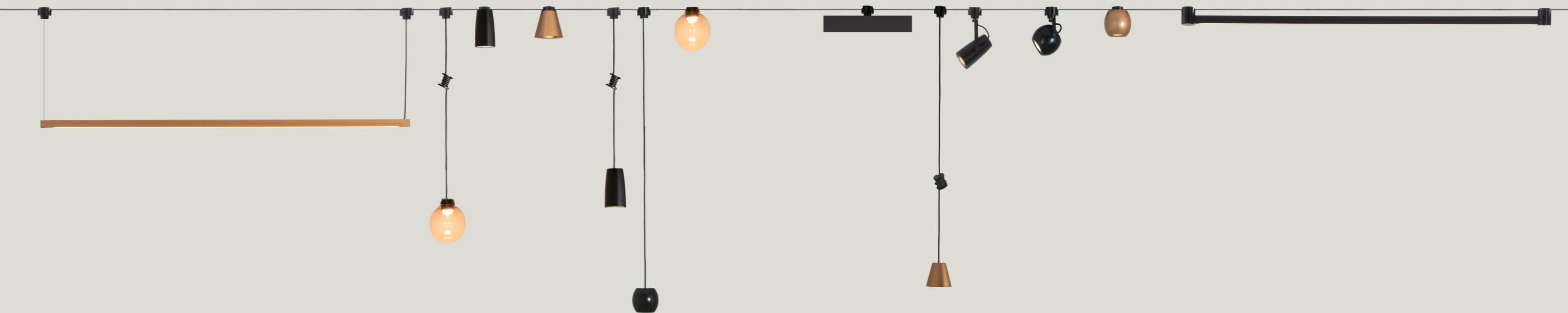
The tape, to be used for each application, is wound in a spiral, occupying a very small space, to then be unwound and tensioned between wall and wall, between wall and ceiling or ground and ceiling.



*"La bellezza del cosmo è data non solo dalla unità nella varietà, ma anche dalla varietà nell'unità."*

*"The beauty of the cosmos comes not only from unity in variety, but also from variety in unity."*

*Umberto Eco, Il nome della rosa/The name of the rose.*



In queste pagine sono presentate le tipologie di corpi illuminanti, soluzioni minimali applicabili al nastro conduttore. Cone, Sphere, Spot, Bar sono realizzati in alluminio anodizzato nero o rame; Darklight è disponibile in finitura nera. Glass è realizzato in vetro.

These pages show the types of minimal lighting bodies applicable to the conducting tape. Cone, Sphere, Spot, Bar are made of black or copper anodized; Darklight is available in black finiture. Glass is realized in glass.






























Backstage shooting Fil Rouge, 2022, May

# GAMMA COMPONENTI

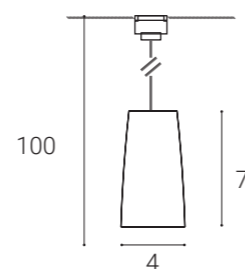
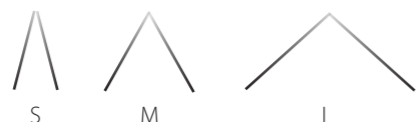
## COMPONENT'S RANGE

Materiale: alluminio tornito da barra e anodizzato.  
Alimentazione: 24V  
Material: machined from bar and anodized aluminum.  
Alimentation: 24V

Misure espresse in cm/Measurements in cm

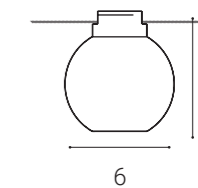
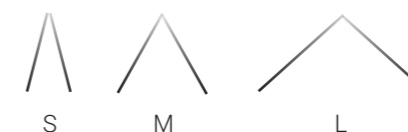
Proiettore a sospensione con filo h.100 con rocchetto avvolgibile in dotazione/  
Suspended projector with h.100 wire roll-up reel supplied

Cod. FILC01PNES Nero/Black  
Cod. FILC01PNEM Nero/Black  
Cod. FILC01PNEL Nero/Black  
  
Cod. FILC01PRAS Rame/Copper  
Cod. FILC01PRAM Rame/Copper  
Cod. FILC01PRAL Rame/Copper



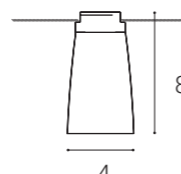
Sfera ad attacco diretto su nastro/  
Direct attachment sphere on tape

Cod. FILC02SNES Nero/Black  
Cod. FILC02SNEM Nero/Black  
Cod. FILC02SNEL Nero/Black  
  
Cod. FILC02SRAS Rame/Copper  
Cod. FILC02SRAM Rame/Copper  
Cod. FILC02SRAL Rame/Copper



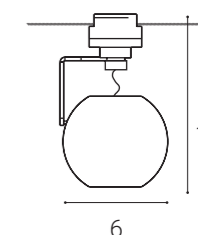
Proiettore ad attacco diretto su nastro/  
Direct attachment projector on tape

Cod. FILC02PNES Nero/Black  
Cod. FILC02PNEM Nero/Black  
Cod. FILC02PNEL Nero/Black  
  
Cod. FILC02PRAS Rame/Copper  
Cod. FILC02PRAM Rame/Copper  
Cod. FILC02PRAL Rame/Copper



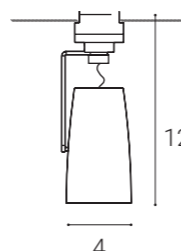
Sfera orientabile/  
Directional sphere

Cod. FILC03SNES Nero/Black  
Cod. FILC03SNEM Nero/Black  
Cod. FILC03SNEL Nero/Black  
  
Cod. FILC03SRAS Rame/Copper  
Cod. FILC03SRAM Rame/Copper  
Cod. FILC03SRAL Rame/Copper



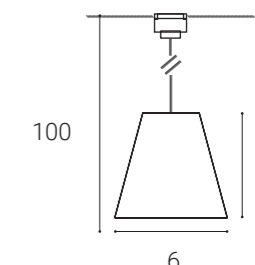
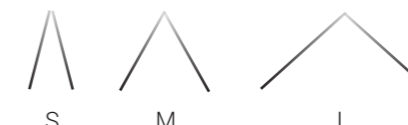
Proiettore orientabile/  
Directional projector

Cod. FILC03PNES Nero/Black  
Cod. FILC03PNEM Nero/Black  
Cod. FILC03PNEL Nero/Black  
  
Cod. FILC03PRAS Rame/Copper  
Cod. FILC03PRAM Rame/Copper  
Cod. FILC03PRAL Rame/Copper



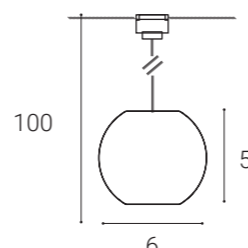
Cono a sospensione con filo h.100  
rocchetto avvolgibile in dotazione/  
Suspended cone with h.100 wire  
roll-up reel supplied

Cod. FILC01CNES Nero/Black  
Cod. FILC01CNEM Nero/Black  
Cod. FILC01CNEL Nero/Black  
  
Cod. FILC01CRAS Rame/Copper  
Cod. FILC01CRAM Rame/Copper  
Cod. FILC01CRAL Rame/Copper



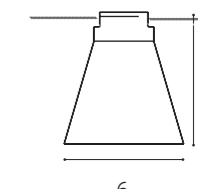
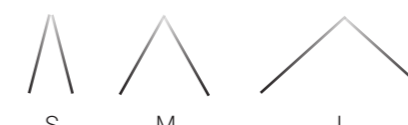
Sfera a sospensione con filo h.100  
rocchetto avvolgibile in dotazione/  
Suspended sphere with h.100 wire  
roll-up reel supplied

Cod. FILC01SNES Nero/Black  
Cod. FILC01SNEM Nero/Black  
Cod. FILC01SNEL Nero/Black  
  
Cod. FILC01SRAS Rame/Copper  
Cod. FILC01SRAM Rame/Copper  
Cod. FILC01SRAL Rame/Copper



Cono ad attacco diretto su nastro/  
Direct attachment cone on tape

Cod. FILC02CNES Nero/Black  
Cod. FILC02CNEM Nero/Black  
Cod. FILC02CNEL Nero/Black  
  
Cod. FILC02CRAS Rame/Copper  
Cod. FILC02CRAM Rame/Copper  
Cod. FILC02CRAL Rame/Copper



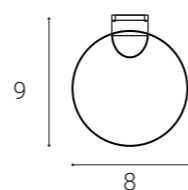
# GAMMA COMPONENTI

## COMPONENT'S RANGE

GLASS: diffusore in vetro trasparente  
GLASS: transparent glass diffuser

Cod. FILC02SGTR

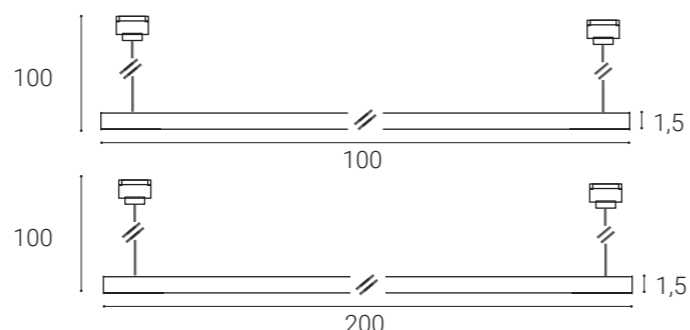
Misure espresse in cm/Measurements in cm



Barra sospensione con filo h.100  
rocchetto avvolgibile in dotazione/  
Suspended bar with h.100 wire  
roll-up reel supplied

Cod. FILC01BNE Nero/Black  
Cod. FILC01BRA Rame/Copper

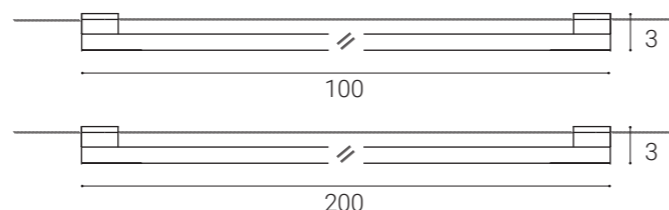
Cod. FILC01B2NE Nero/Black  
Cod. FILC01B2RA Rame/Copper



Barra attacco diretto su nastro/  
Direct attachment bar on tape

Cod. FILC02BNE Nero/Black  
Cod. FILC02BRA Rame/Copper

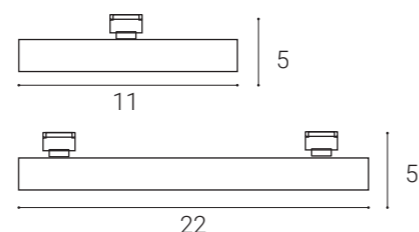
Cod. FILC02B2NE Nero/Black  
Cod. FILC02B2RA Rame/Copper



Darklight su nastro/Darklight on tape

Cod. FILC02BD01 Nero/Black 6W 452 lm 3000K

Cod. FILC02BD02 Nero/Black 12W 1065 lm 3000K



Nastro nero e rame/Black and copper tape

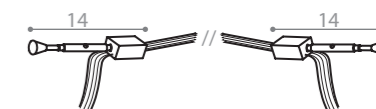
Cod.

FILN01 L. 500  
FILN02 L. 1000  
FILN03 L. 1500  
FILN04 L. 2000



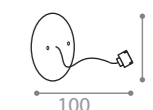
Coppia di tiranti colore nero nastro escluso/Black tie rods tape excluded

Cod. FILT01



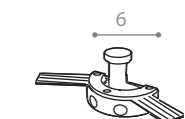
Piastra e cavo colore nero per alimentazione remota/Black plate and cable for power supply

Cod. FILK03



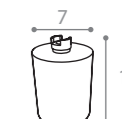
Deviatore parete-soffitto per cambio direzione/ Diverter wall-ceiling change direction

Cod. FILK01



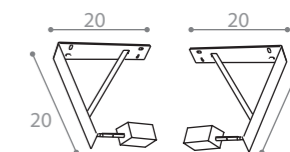
Contrappeso tensionale colore nero/ Black tension counterweight

Cod. FILF01



Coppia di staffe nere con tirante / black bracket and tie rods

Cod. FILS01



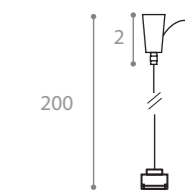
Bloccaggio nastro parete-soffitto colore nero/ Black tape lock

Cod. FILK04



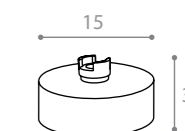
Cavo di sostegno/ Support cable

Cod. FILK02



Carter "GLASS"  
Metallo nero/Black metal

Cod. FILDW03 24V 35W



Sostegno per "GLASS" a parete/"GLASS" wall support

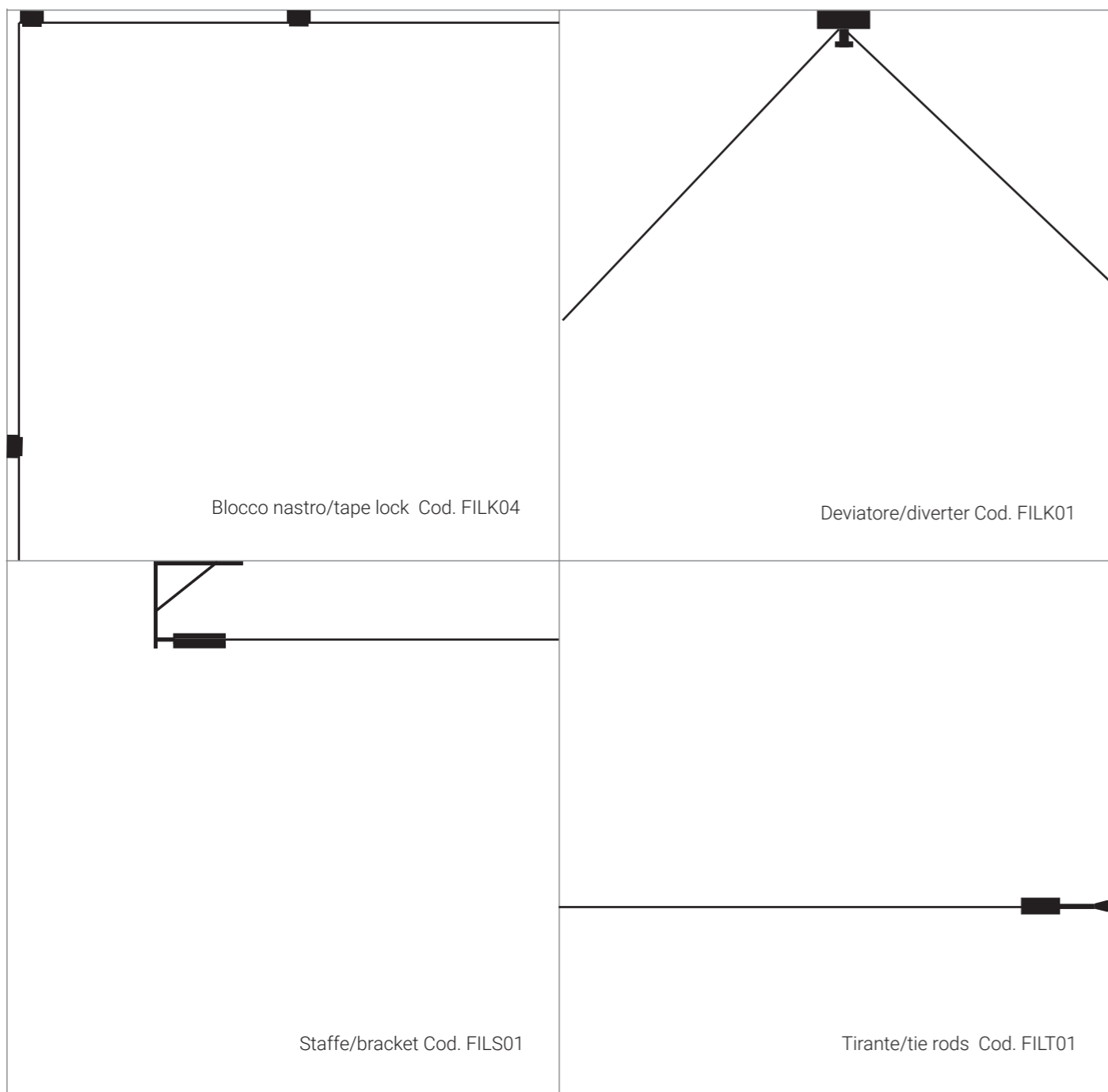
Legno/Wood

Cod. FILK05



# APPLICATIVI GAMMA COMPONENTI

## COMPONENT'S RANGE APPLICATION



# GAMMA COMPONENTI ALIMENTATORI

## COMPONENT'S RANGE

Alimentatori con box in metallo nero per soffitto/parete  
Metal black ceiling/wall power supplies with case

Misure espresse in cm/Measurements in cm

	50W	Cod. FILDW01	on/off	28x8x6	24V	
	100W	Cod. FILDW02	on/off	28x8x6	24V	
	50W	Cod. FILDW01D	Dim	28x8x6	24V	
	100W	Cod. FILDW02D	Dim	28x8x6	24V	
	50W	Cod. FILDW01B	Dim	28x8x6	24V	Dimmer 1/10
	100W	Cod. FILDW02B	Dim	28x8x6	24V	Dimmer 1/10

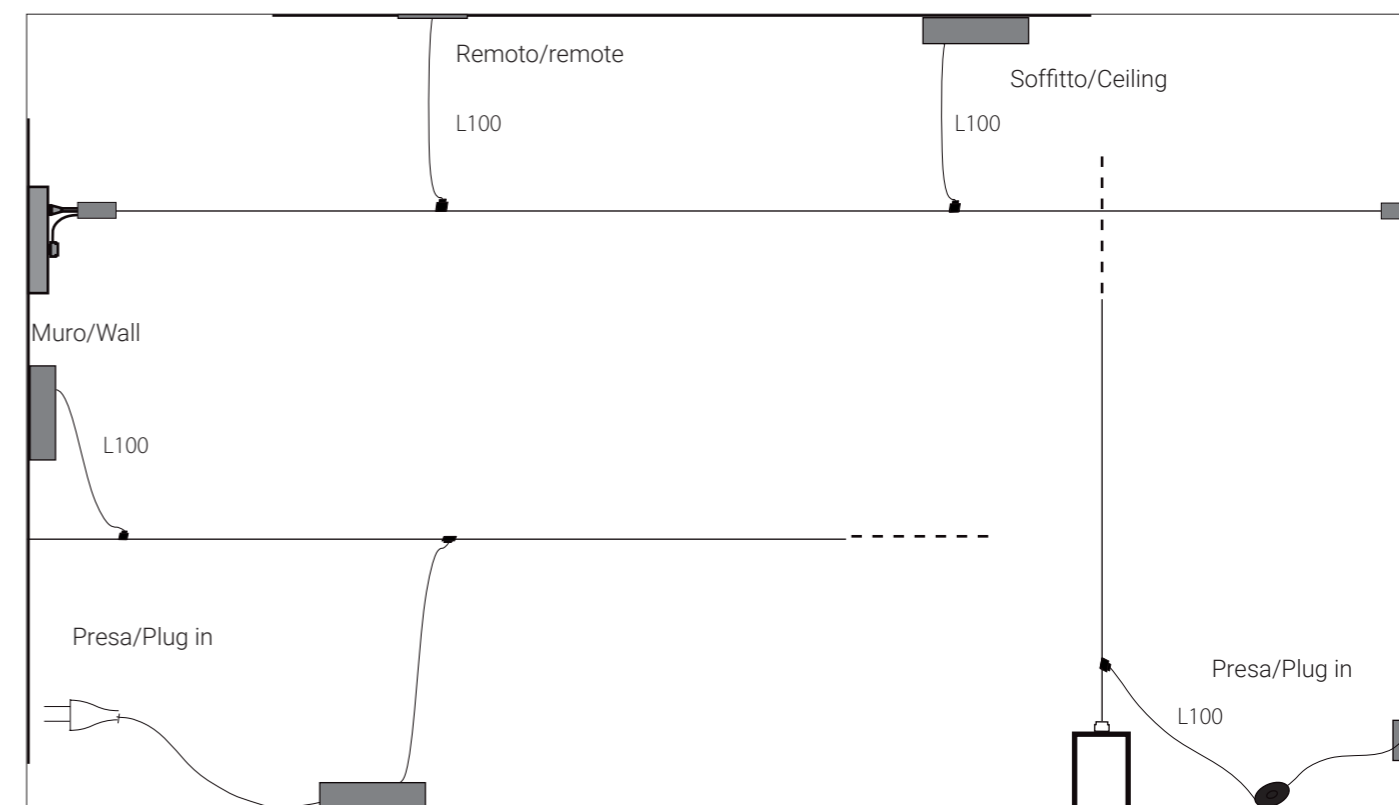
Alimentatori con box in metallo nero per soluzioni con spina  
Plug solutions power supplies

	60W	Cod. FILDF01	Dim	7,5x3x6,5	24V	on/off
	100W	Cod. FILDF02	Dim	28x13x6	24V	Dimmer radio incluso/Dimmer radio included

\* Controller bluetooth a richiesta/Bluetooth's controller on demand

Alimentatori remoti con piastra e cavo per alimentazione remota  
Remote power supplies with plate

	50W	Cod. FILDR01	on/off	14x6,5x3,5	24V	
	100W	Cod. FILDR02	on/off	14x6,5x3,5	24V	
	50W	Cod. FILDR01D	Dim.	18x6,5x3	24V	
	100W	Cod. FILDR02D	Dim.	20x6,5x3,5	24V	
	50W	Cod. FILDR01B	Dim.	18x6,5x3	24V	1/10
	100W	Cod. FILDR02B	Dim.	20x6,5x3,5	24V	1/10

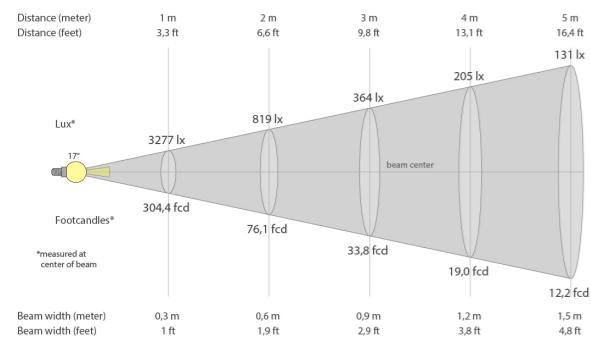
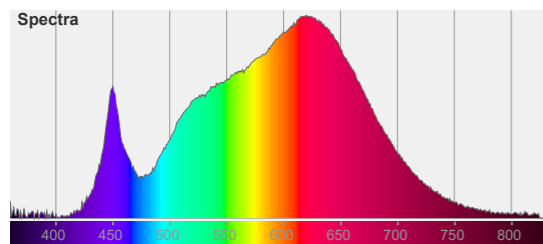
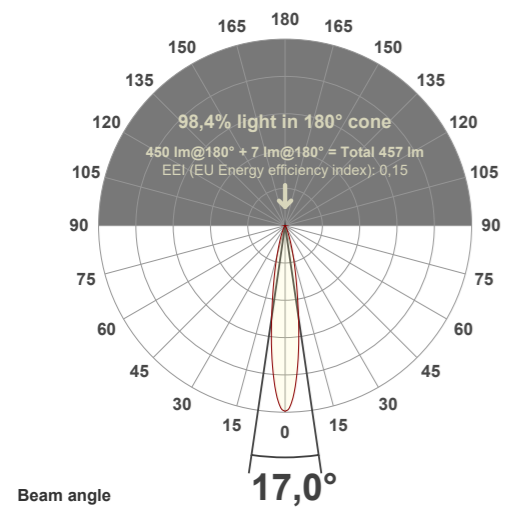
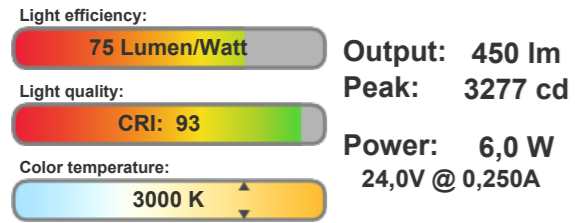


# CURVE FOTOMETRICHE

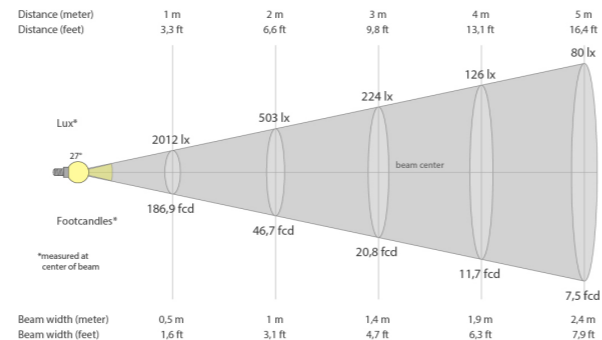
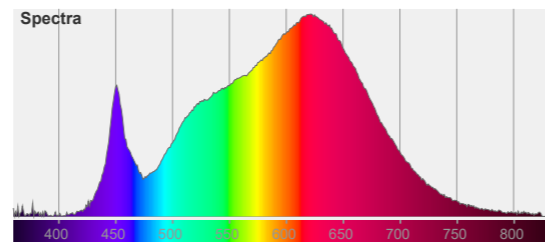
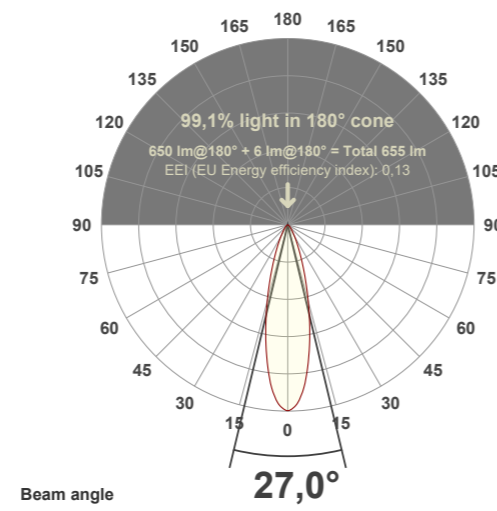
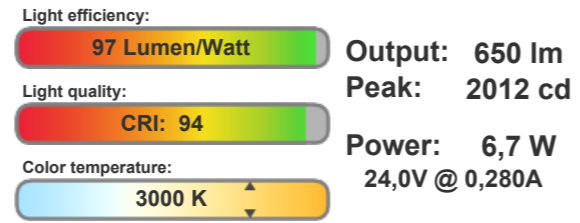
## PHOTOMETRIC CURVE

I dati tecnici riportati potrebbero essere soggetti a cambiamenti a scopo di migliorie/  
The technical data provided may be subject to changes for improvement purposes

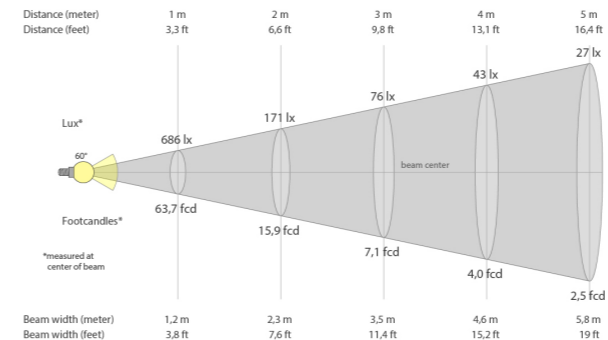
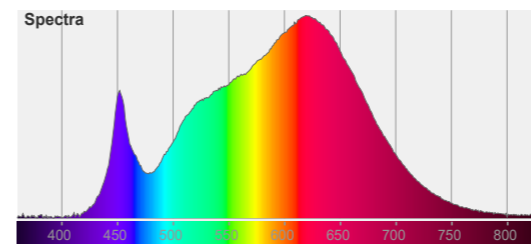
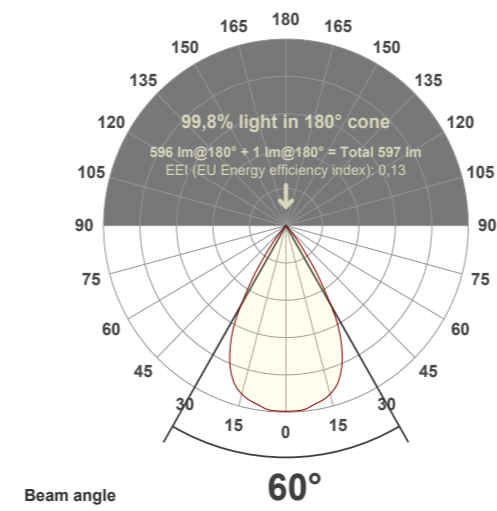
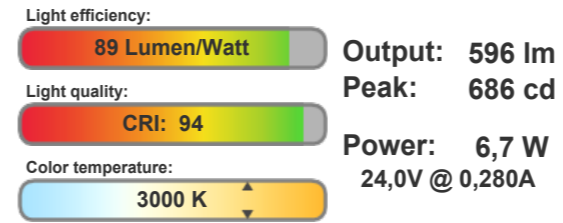
### SMALL



### MEDIUM



### LARGE



# FIL ROUGE UNIQUE

design Gianfranco Marabese 2023  
INDOOR COLLECTION



I corpi illuminanti Fil Rouge, nelle versioni Spot, Cone, Sphere e Glass possono vivere autonomamente, applicati singolarmente, senza l'utilizzo del nastro conduttore. Si ottengono così strumenti luminosi essenziali, eleganti, minimali, utilizzabili in molteplici soluzioni applicative, sia autonome che in aggregato.

Fil Rouge light fixtures, in Spot, Cone, Sphere and Glass versions, can live autonomously, applied individually, without the use of conductor tape. This results in essential, elegant, minimalist lighting tools that can be used in a variety of application solutions, either stand-alone or in aggregate.



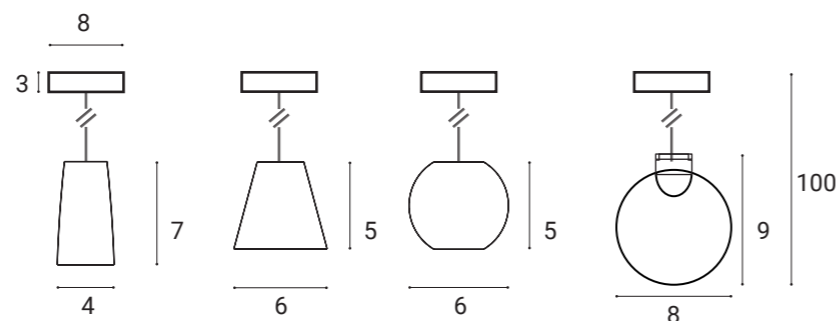
# GAMMA COMPONENTI

## COMPONENT'S RANGE

Proiettori sospensione con rosone alimentatore incluso/  
Projectors suspension with ciling rose driver included

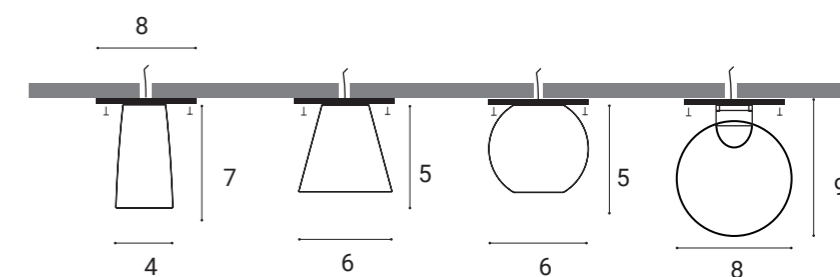
Misure espresse in cm/Measurements in cm

spot	Cod. FILU01APNEM	Nero/Black
	Cod. FILU01APNEM	Rame/Copper
cone	Cod. FILU01ACNEM	Nero/Black
	Cod. FILU01ACNEM	Rame/Copper
sphere	Cod. FILU01ASNEM	Nero/Black
	Cod. FILU01ASNEM	Rame/Copper
glass	Cod. FILU01ASGTR	Nero/Black
	Cod. FILU01ASGTR	Rame/Copper



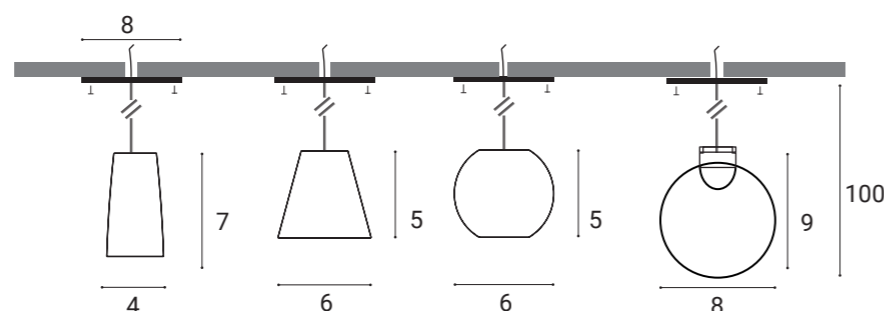
Proiettori fissaggio con disco e viti/projectors screw and disc fixing  
Alimentatore non incluso/Driver not included

spot	Cod. FILU02BPNEM	Nero/Black
	Cod. FILU02BPNEM	Rame/Copper
cone	Cod. FILU02BCNEM	Nero/Black
	Cod. FILU02BCNEM	Rame/Copper
sphere	Cod. FILU02BSNEM	Nero/Black
	Cod. FILU02BSNEM	Rame/Copper
glass	Cod. FILU02BSGTR	Nero/Black
	Cod. FILU02BSGTR	Rame/Copper



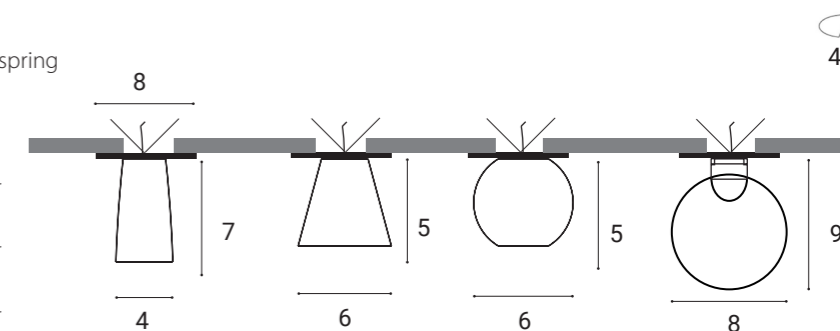
Proiettori fissaggio con disco e viti/projectors screw and disc fixing  
Alimentatore non incluso/Driver not included

spot	Cod. FILU01BPNEM	Nero/Black
	Cod. FILU01BPNEM	Rame/Copper
cone	Cod. FILU01BCNEM	Nero/Black
	Cod. FILU01BCNEM	Rame/Copper
sphere	Cod. FILU01BSNEM	Nero/Black
	Cod. FILU01BSNEM	Rame/Copper
glass	Cod. FILU01BSGTR	Nero/Black
	Cod. FILU01BSGTR	Rame/Copper



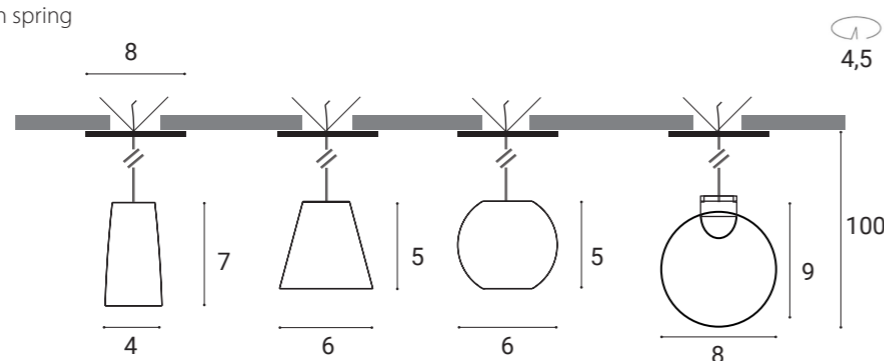
Proiettori incasso con molla/recessed projectors with spring  
Alimentatore non incluso/Driver not included

spot	Cod. FILU02CPNEM	Nero/Black
	Cod. FILU02CPNEM	Rame/Copper
cone	Cod. FILU02CCNEM	Nero/Black
	Cod. FILU02CCNEM	Rame/Copper
sphere	Cod. FILU02CSNEM	Nero/Black
	Cod. FILU02CSNEM	Rame/Copper
glass	Cod. FILU02CSGTR	Nero/Black
	Cod. FILU02CSGTR	Rame/Copper



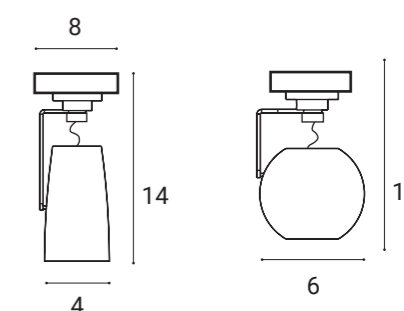
Proiettori incasso con molla/recessed projectors with spring  
Alimentatore non incluso/Driver not included

spot	Cod. FILU01CPNEM	Nero/Black
	Cod. FILU01CPNEM	Rame/Copper
cone	Cod. FILU01CCNEM	Nero/Black
	Cod. FILU01CCNEM	Rame/Copper
sphere	Cod. FILU01CSNEM	Nero/Black
	Cod. FILU01CSNEM	Rame/Copper
glass	Cod. FILU01CSGTR	Nero/Black
	Cod. FILU01CSGTR	Rame/Copper



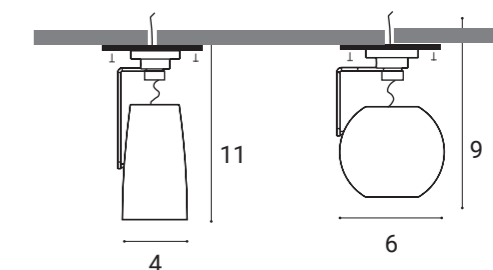
Proiettori orientabili con rosone alimentatore incluso/  
Oriented projectors with ciling rose driver included

sphere	Cod. FILU03ASNEM	Nero/Black
	Cod. FILU03ASNEM	Rame/Copper
spot	Cod. FILU03APNEM	Nero/Black
	Cod. FILU03APNEM	Rame/Copper



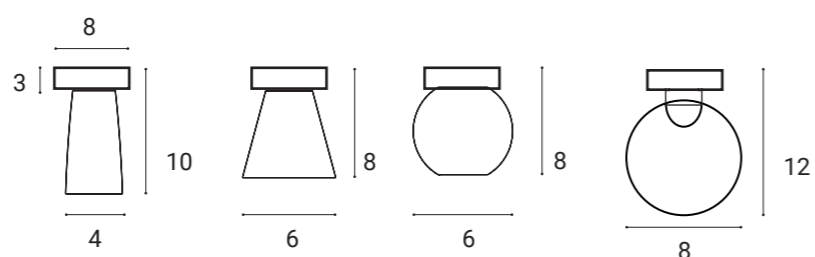
Proiettori orientabili fissaggio con disco e viti/  
Orientable projectors screw and disc fixing  
Alimentatore non incluso/Driver not included

sphere	Cod. FILU03BSNEM	Nero/Black
	Cod. FILU03BSNEM	Rame/Copper
spot	Cod. FILU03BPNEM	Nero/Black
	Cod. FILU03BPNEM	Rame/Copper



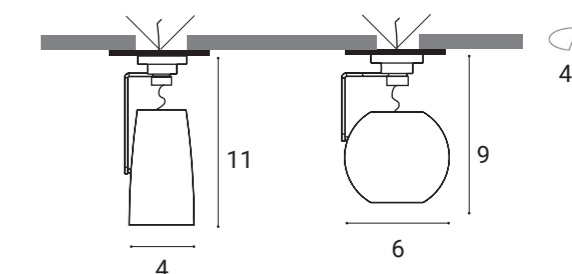
Proiettori a soffitto con rosone alimentatore incluso/  
Projectors with ciling rose driver included

spot	Cod. FILU02APNEM	Nero/Black
	Cod. FILU02APNEM	Rame/Copper
cone	Cod. FILU02ACNEM	Nero/Black
	Cod. FILU02ACNEM	Rame/Copper
sphere	Cod. FILU02ASNEM	Nero/Black
	Cod. FILU02ASNEM	Rame/Copper
glass	Cod. FILU02ASGTR	Nero/Black
	Cod. FILU02ASGTR	Rame/Copper



Proiettori orientabili incasso con molla/Orientable projectors with spring  
Alimentatore non incluso/Driver not included

sphere	Cod. FILU03CSNEM	Nero/Black
	Cod. FILU03CSNEM	Rame/Copper
spot	Cod. FILU03CPNEM	Nero/Black
	Cod. FILU03CPNEM	Rame/Copper








# CONTATTO SYSTEM

design Gianfranco Marabese 2015  
INDOOR COLLECTION




Contatto System è un sistema di proiettori di dimensioni contenute e di elevata potenza, applicabili su strutture metalliche grazie a magneti incorporati. L'aggancio sferico dello spot permette l'orientabilità e libere movimentazioni; il frontale, con movimento a cannocchiale, consente di variare il cono luminoso da 30° a 50°, per accenti di luce adattabili alle specifiche esigenze.

Contatto System is a system of projectors of small size and high power, applicable on metal structures thanks to built-in magnets. The spherical coupling of the spot allows swiveling and free movements; the front, with telescopic movement, allows the light cone to vary from 20° a 40°, for light accents adaptable to specific needs.





Trattoria dai Piloti, Verona, Italy








Distreat Restaurant, Milan, Italy  
150 Contatto



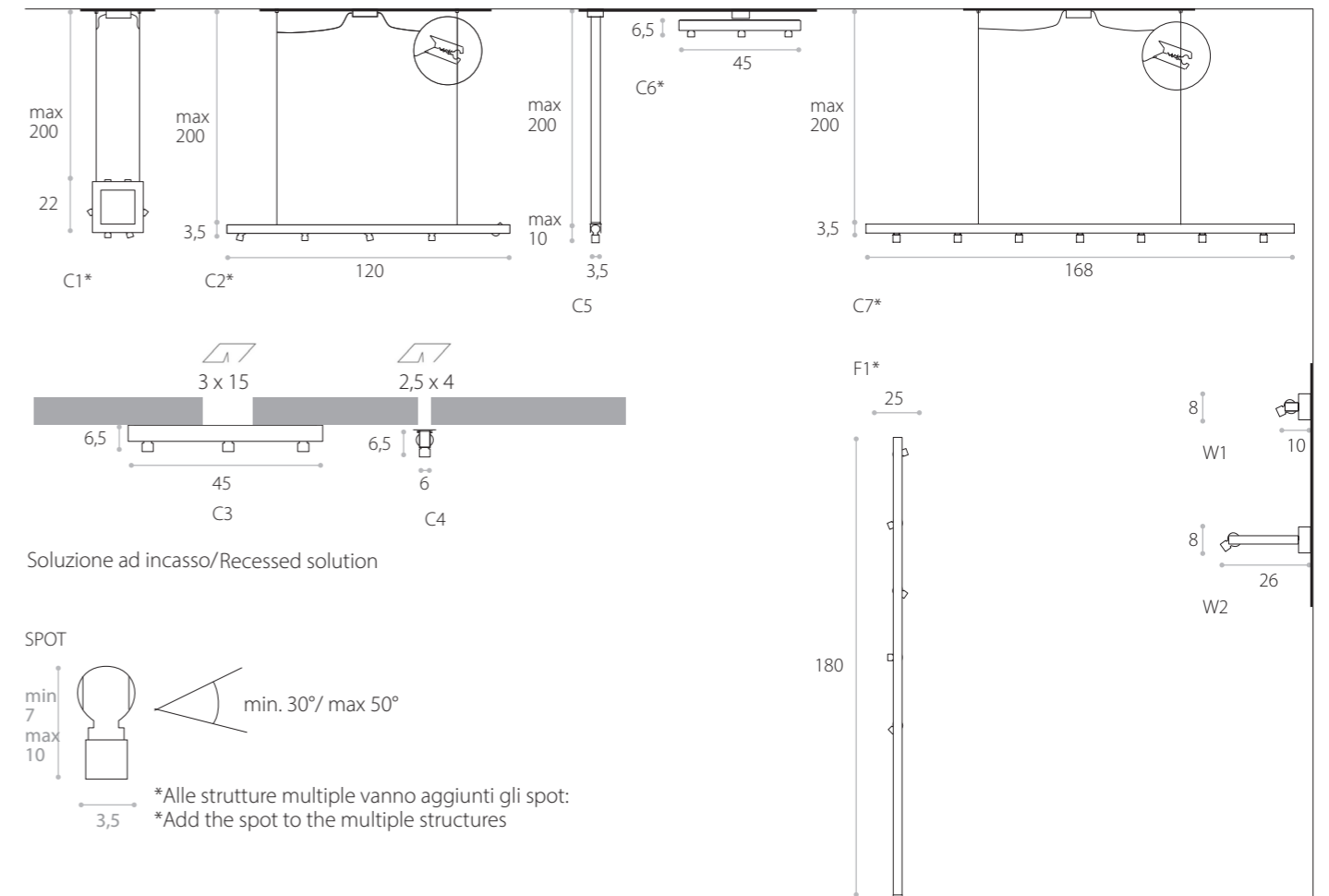
Distreat Restaurant, Milan, Italy  
Contatto 151





## GAMMA COMPONENTI COMPONENT'S RANGE

Misure espresse in cm/Measurements in cm



- C1 solo struttura per 6 spot, trasformatore incluso/only structure for 6 spot, driver included
- C2 solo struttura per max 5 spot, trasformatore incluso/only structure for max 5 spot, driver included
- C3 solo struttura ad incasso per max 3 spot, trasformatore non incluso/only recessed structure max 3 spot, no driver
- C4 incasso singolo, spot incluso, alimentatore non incluso/single recessed lamp, one spot included, no driver
- C5 sospensione singola, alimentatore incluso/suspended single lamp's spot, driver included
- C6 solo struttura per max 3 spot, trasformatore incluso/only structure for max 3 spot, driver included
- C7 solo struttura per 7 spot, trasformatore incluso/only structure for 7 spot, driver included
- F1 solo struttura per max 5 spot, trasformatore incluso/only structure for max 5 spot, driver included
- W1 parete corta, alimentatore e spot inclusi/short wall lamp, spots and driver included
- W2 parete lunga, alimentatore e spot inclusi/long wall lamp, spots and driver included

Spot dimensione reale/Spot in real dimension  
LED 3,8W 326lm 3000°K



Il frontale telescopico consente di variare il cono di luce da 30° a 50°/  
Telescopic front allows to change the angle's cone from 30° to 50°



# CURVE FOTOMETRICHE

## PHOTOMETRIC CURVE

I dati tecnici riportati potrebbero essere soggetti a cambiamenti a scopo di migliorie/  
The technical data provided may be subject to changes for improvement purposes

Light efficiency:



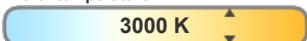
Output: 326 lm

Light quality:



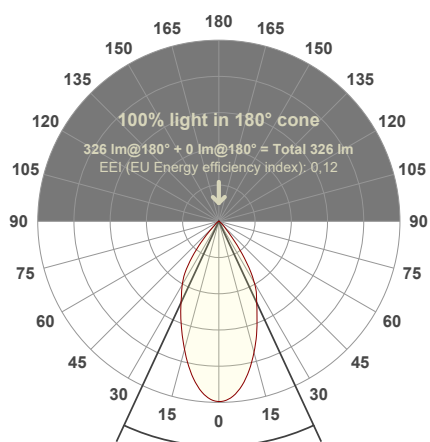
Peak: 432 cd

Color temperature:



Power: 3,8 W

24,0V @ 0,160A



Beam angle

50,0°

Color



CIE1931  
x: 0,429  
y: 0,401

Spectra

